

Sponsored Program Summary

2nd Quarter FY18

February, 2018

David Reed

Vice President for Research



**Michigan
Technological**
University

Outline

- Sponsored Awards, 2nd Quarter FY18
- Research Expenditures, 2nd Quarter FY18
- Intellectual Property/Commercialization, 2nd Quarter FY18
- Corporate Sponsorship, 2nd Quarter FY18
- Superior Ideas Update



**Michigan
Technological**
University

Sponsored Awards, 2nd Quarter FY18

Sponsor	Proposals Submitted		Awards Received		Awards Received (\$)		Variance \$	Variance %
	FY '18 as of 12/31	FY '17 as of 12/31	FY '18 as of 12/31	FY '17 as of 12/31	FY '18 as of 12/31	FY '17 as of 12/31		
NASA	36	30	15	15	3,807,496	1,181,411	2,626,085	222.3%
National Science Foundation	125	106	26	29	4,864,412	5,401,863	-537,451	-9.9%
US Department of Agriculture	27	39	35	23	1,172,191	2,053,585	-881,394	-42.9%
US Department of Defense	51	47	44	51	5,348,664	6,258,638	-909,974	-14.5%
US Department of Education	1	-	-	2	-	329,907	-329,907	-100.0%
US Department of Energy	11	16	8	10	701,141	1,613,885	-912,744	-56.6%
US Department of HHS	17	14	4	8	883,318	1,218,099	-334,781	-27.5%
US Department of Transportation	7	10	7	13	1,372,647	1,839,279	-466,632	-25.4%
Other Federal Agencies*	21	25	22	16	1,866,294	1,418,761	447,533	31.5%
Federal Agency Total	296	287	161	167	20,016,163	21,315,428	-1,299,265	-6.1%
State of Michigan	24	16	11	8	992,669	704,878	287,791	40.8%
Industrial	116	112	89	101	4,371,217	3,731,477	639,740	17.1%
Foreign	22	9	13	10	707,019	1,003,183	-296,164	-29.5%
All Other Sponsors	31	30	25	19	647,058	551,436	95,622	17.3%
Subtotal	489	454	299	305	26,734,126	27,306,402	-572,276	-2.1%
Gifts**	N/A	N/A	138	152	1,387,593	1,564,540	-176,947	-11.3%
Crowd Funding	N/A	N/A	2	4	7,456	6,007	1,449	24.1%
Grand Total	489	454	439	461	28,129,175	28,876,949	-\$747,774	-2.6%

* US Dept of the Interior, US Dept of Commerce, National Endowments for the Arts & Humanities, US Environmental Protection Agency, US Dept of Labor, National Endowment for the Humanities, Office of the Director of National Intelligence

**Gifts represent non-contractual funding from corporations, foundations, associations and societies in support of academic programs, scholarships/fellowships, student design & enterprise, research, youth programs and special programs.



**Michigan
Technological
University**

Research Expenditures, 2nd Quarter FY18

**Total Research Expenditures by College/School/Division
Fiscal Year 2018 & 2017
As of December 31, 2017 and December 31, 2016**

College/School/Division	FY2018	FY2017	Variance	%
Administration*	2,997,874	2,980,775	17,099	0.6%
College of Engineering	13,516,324	11,087,618	2,428,706	21.9%
College of Science & Arts	7,916,221	7,412,891	503,330	6.8%
Great Lakes Research Center**	123,765	73,028	50,737	69.5%
Pavlis Honors College	132,557	111,326	21,231	19.1%
Keweenaw Research Center (KRC)	3,798,662	2,891,073	907,589	31.4%
Michigan Tech Research Institute (MTRI)	4,076,325	3,916,244	160,081	4.1%
School of Business & Economics	640,990	681,881	(40,891)	-6.0%
School of Forest Resources & Environmental Science	2,539,818	2,712,454	(172,636)	-6.4%
School of Technology	252,256	238,303	13,953	5.9%
Total	35,994,792	32,105,593	3,889,199	12.1%

*Includes the Vice Presidents, Provost, and others who report to a VP, Provost or the President. Except for the research institutes that report to the VPR.

**Includes GLRC department (non-academic researchers) expenditures only. All other GLRC center expenditures are shown in the researchers' respective colleges.



**Michigan
Technological
University**

Intellectual Property, 2nd Quarter FY18

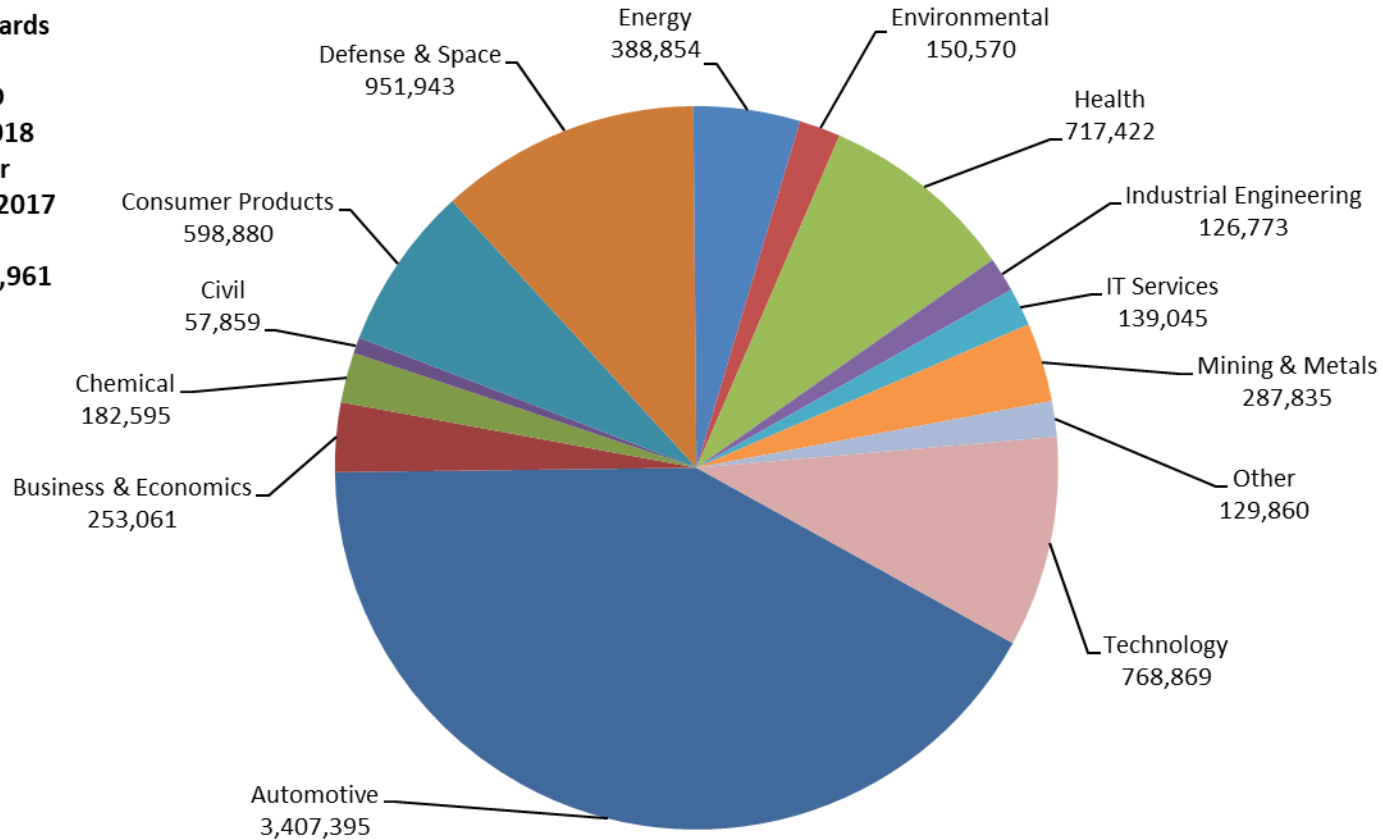
	2018	2017	+/- %
Disclosures Received	13	13	0 %
Nondisclosure Agreements	49	48	2 %
Patents Filed or Issued	12	5	140 %
License Agreements	2	10	- 80 %
Gross Royalties	180,394	172,535	5 %



**Michigan
Technological
University**

Corporate Sponsorship, 2nd Quarter FY18

Sponsored Awards
-Industry-
COMBINED
Fiscal Year 2018
2nd Quarter
Ended Dec 31, 2017
TOTAL: \$8,160,961



**Michigan
Technological
University**

Superior Ideas Update



Fund
real research.

Submit
your project.

Why
fund our projects?

Search

[ABOUT US](#) | [CONTACT](#) | [LOG IN](#) | [REGISTER](#)

Featured Projects



Improving wild and cultivar blueberries to fight diabetes and cancers (改良野生和栽培蓝莓品种对抗糖尿病和癌症)

by Guiliang Tang

用蓝莓对抗糖尿病和癌症: This project aims to improve the health of people, the education of Michigan Tech students, the research capability of Michigan Tech faculty, and the extension of growing better blueberries

209 days left | **23%** funded | **\$6,995** given



Greener and Cleaner: Building a Better Snowmobile

by Jay Meldrum

Help tomorrow's engineers design cutting-edge snowmobile technology today. The Clean Snowmobile Challenge pits teams of students from different schools against one another to design the best environmentally friendly snowmobile—presenting concepts for quieter,

65 days left | **64%** funded | **\$15,910** given



Outreach, Blue Marble Security

by Sandra Cvetanovic, Glen Archer

This project will raise awareness for Michigan Tech's Electrical and Computer Engineering department. Target groups are middle/high school students and women; the latter of which is under-represented in Engineering in general. Raising awareness increases the number of potential students and will help to diminish the gender gap in STEM fields, both at Michigan Tech and in the

66 days left | **3%** funded | **\$25** given


Feedback



**Michigan
Technological
University**

Superior Ideas Update

Rekhi Innovation Challenge



BoardSport Technologies Enterprise -- SmartBoard

by Jacob Prochnow, Ibrahim
Miskioglu



The Next Generation Snow Groomer for Single Track...

by Rachel Kolb, Anthony
Bacon +3



Outreach, Blue Marble Security

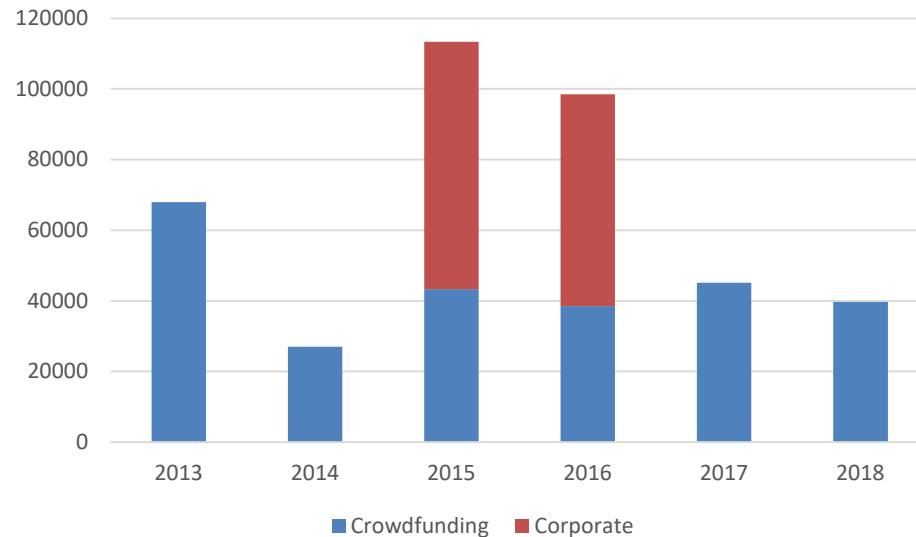
by Sandra Cvetanovic, Glen
Archer



**Michigan
Technological
University**

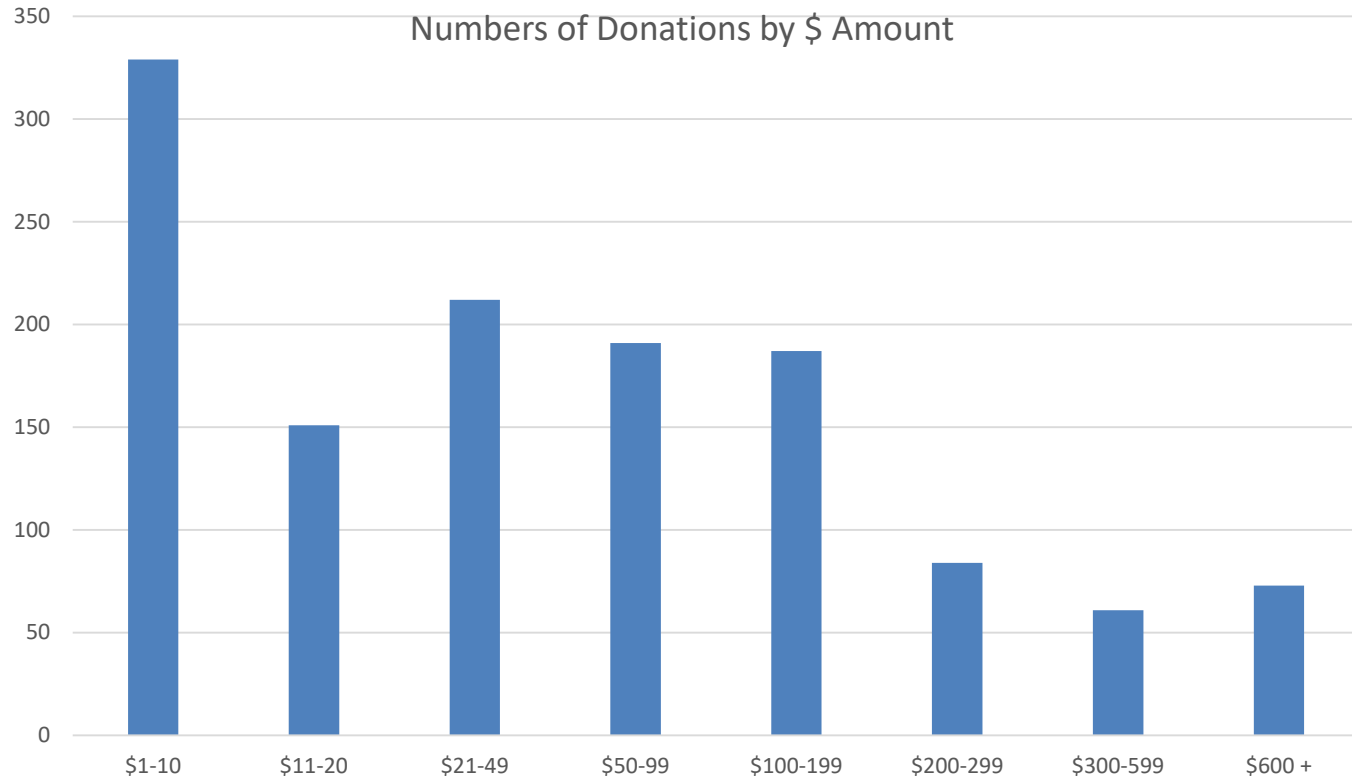
Superior Ideas Update

- \$391,550 raised since launch on 10/11/12
- 1,288 donations
-



**Michigan
Technological
University**

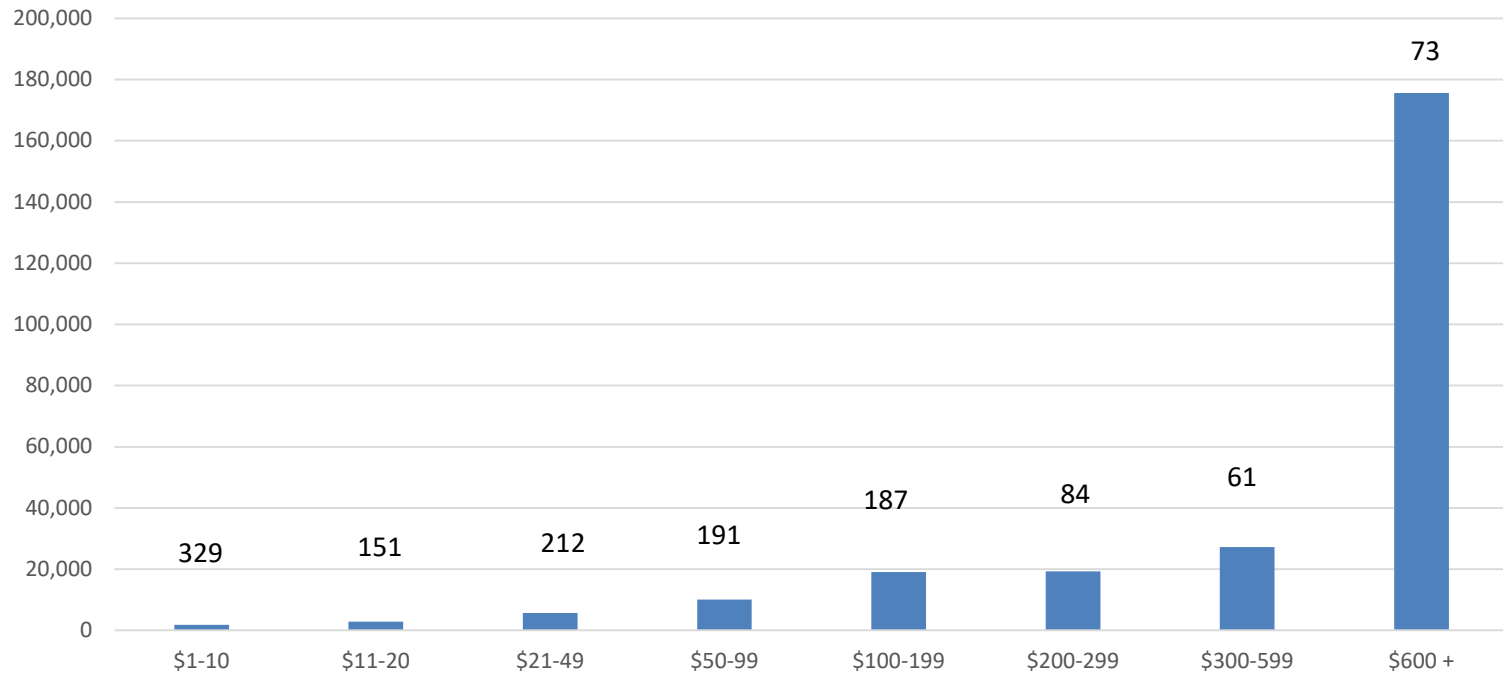
Superior Ideas Update



**Michigan
Technological
University**

Superior Ideas Update

Total Donations by \$ Amount



**Michigan
Technological
University**

Superior Ideas Update

- Leveraging:
 - Jason Carter (KIP) leveraged his Superior Ideas funding into two external grants (one an NIH R01) totaling \$2.5 million
 - Thomas Werner (BIO) leveraged his Superior Ideas funding into a \$436,000 NIH R15 grant
 - Durdu Guney (ECE) leveraged his Superior Ideas funding into a \$374,027 ONR grant and 10 publications
 - Bruce Lee (BME) produced two publications from his Superior Ideas funding



**Michigan
Technological**
University



**Michigan
Technological**
University