

Sponsored Program Summary
3rd Quarter, FY14
May 2, 2014

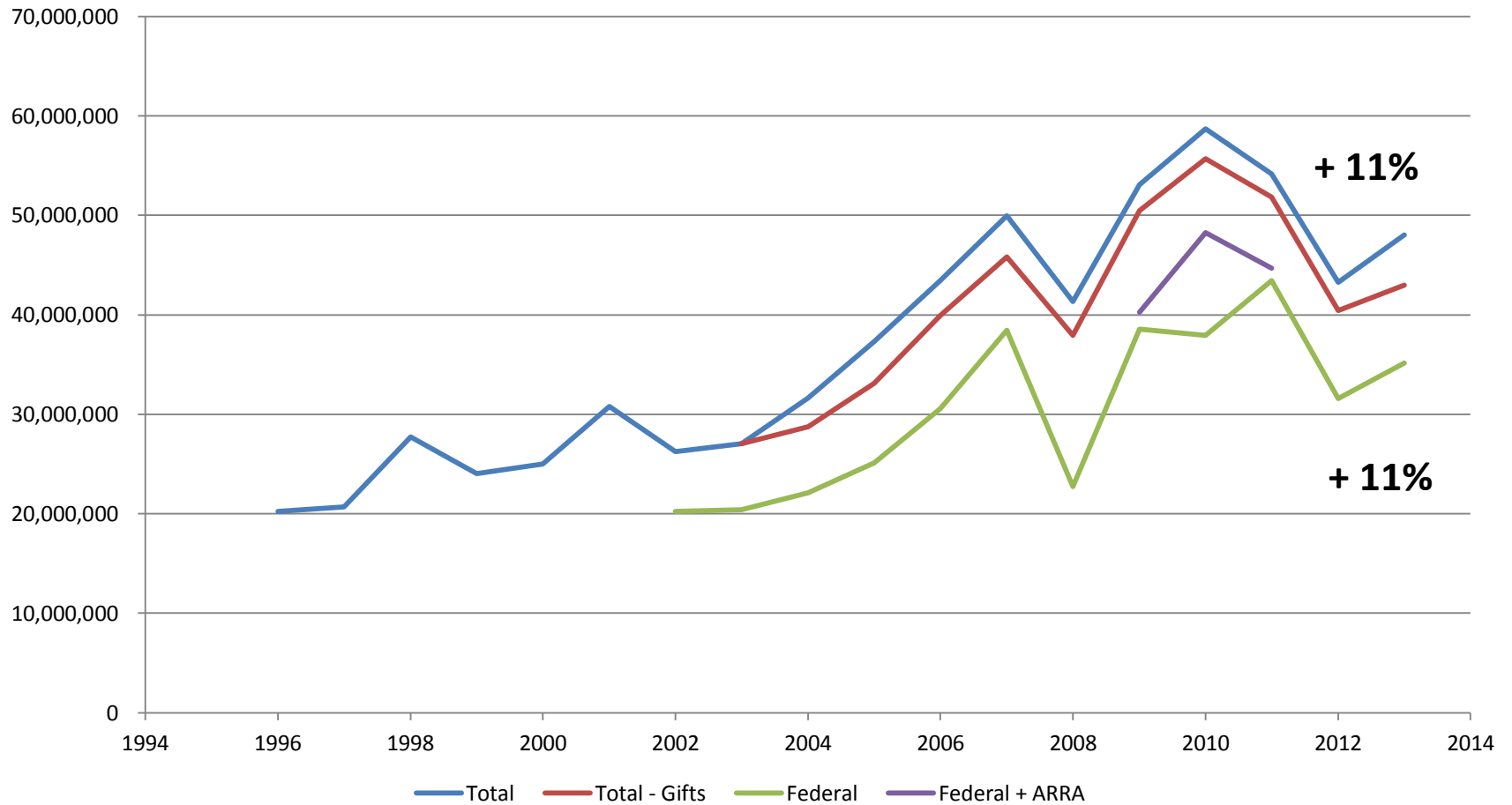
Dave Reed
Vice President for Research

Michigan Tech

Outline

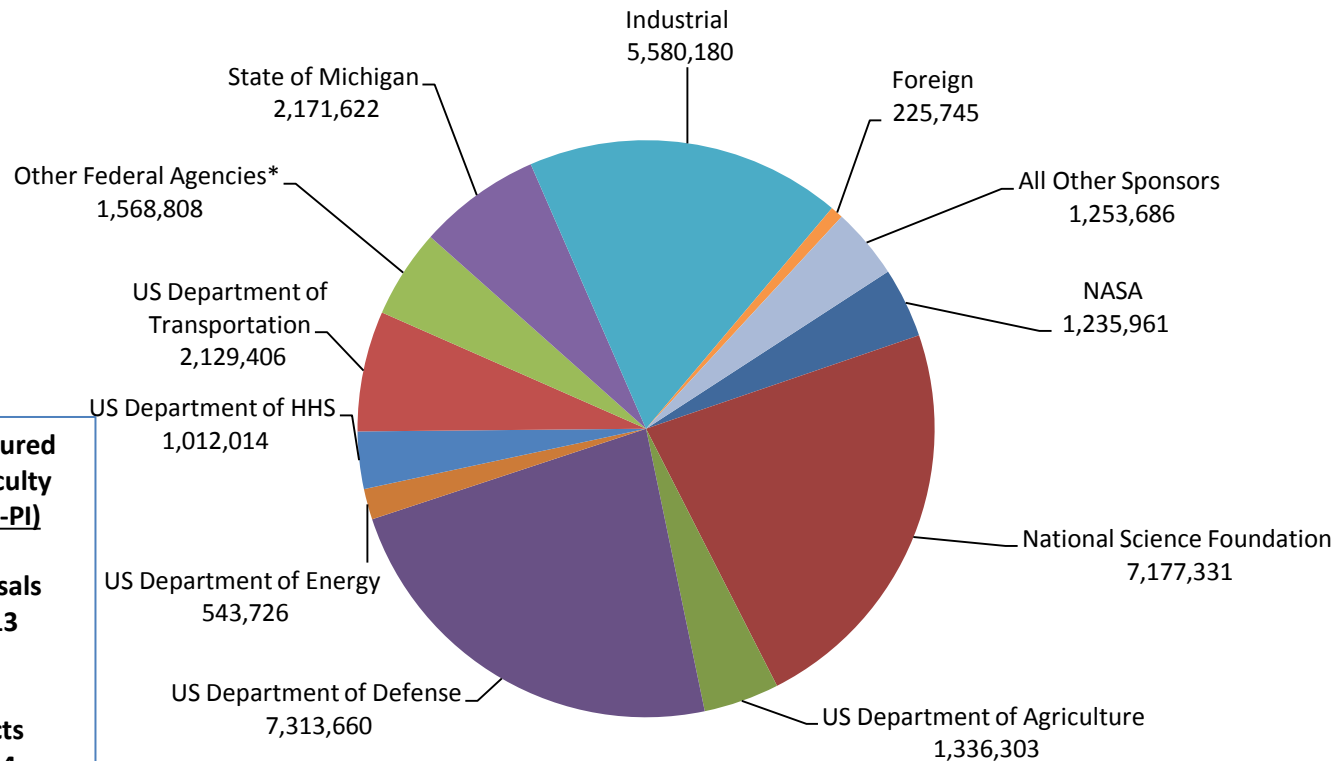
- Sponsored Awards, 3rd Qtr FY14
- Research Expenditures, 3rd Qtr FY14
- Intellectual Property/Commercialization, 3rd Qtr, FY14
- Corporate Sponsorship, 3rd Qtr FY14
- ORAU

FY13 Sponsored Program Awards



Sponsored Awards, 3rd Qtr FY14

Sponsored Awards
Fiscal Year 2014
3rd Quarter
Ended March 31,
2014
TOTAL:
\$34,067,327



**Percentages of Tenured
& Tenure Track Faculty
(as either PI or Co-PI)**

**Submitting Proposals
since 07/01/2013
61.8%**

**On Active Projects
as of 03/31/2014
53.2%**

Sponsored Awards, 3rd Qtr FY14

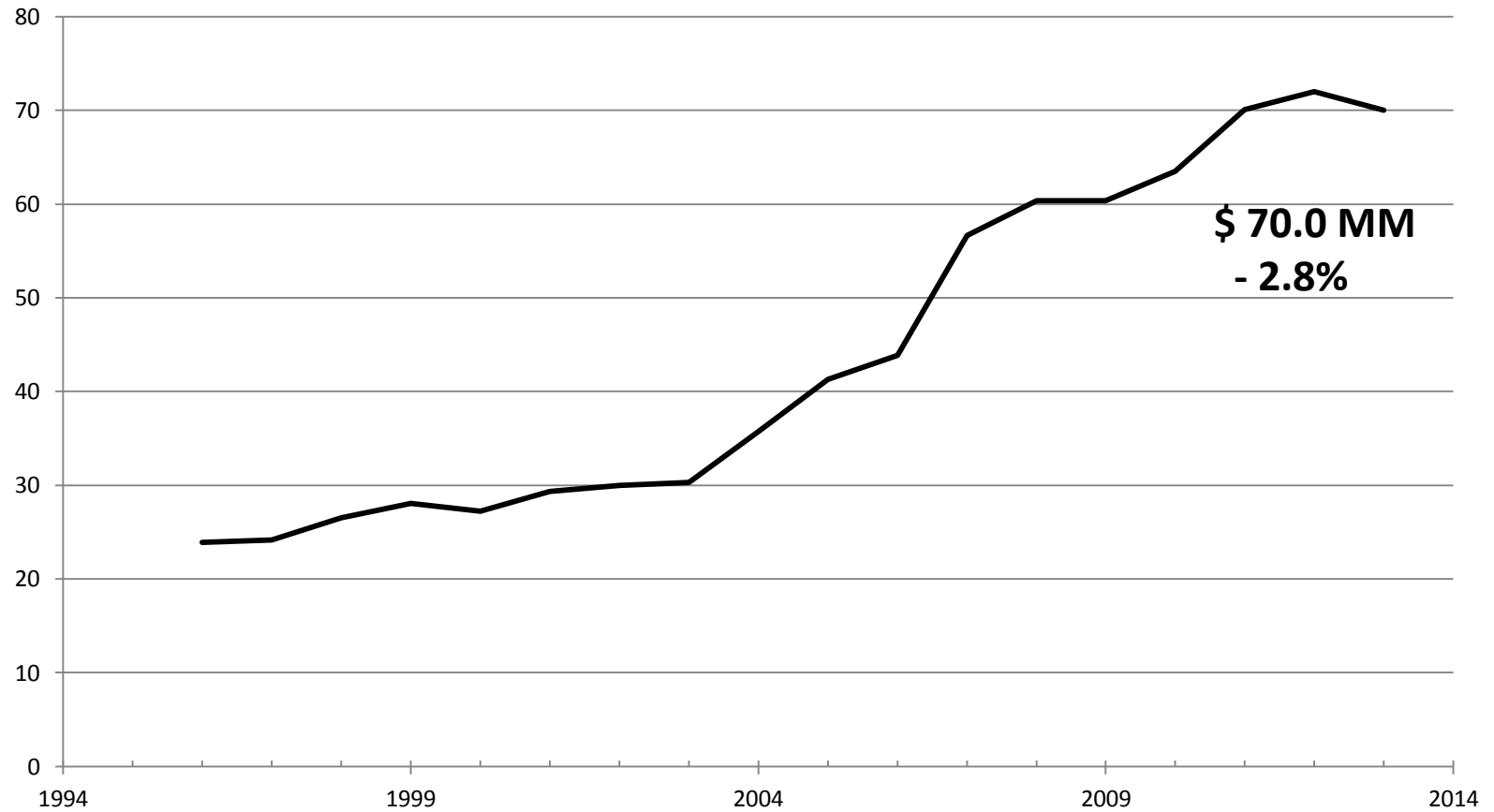
Sponsor	Proposals Submitted		Awards Received		Awards Received (\$)		Variance	Variance
	FY '14	FY '13	FY '14	FY '13	FY '14	FY '13		
	as of 3/31	as of 3/31	as of 3/31	as of 3/31	as of 3/31	as of 3/31	\$	%
NASA	56	74	20	27	1,235,961	3,029,065	-1,793,104	-59.2%
National Science Foundation	171	193	49	54	7,177,331	8,148,207	-970,876	-11.9%
US Department of Agriculture	45	46	43	40	1,336,303	1,526,058	-189,755	-12.4%
US Department of Defense	54	55	63	57	7,313,660	7,335,966	-22,306	-0.3%
US Department of Education	-	-	-	3	-	158,525	-158,525	-100.0%
US Department of Energy	21	21	9	7	543,726	818,316	-274,590	-33.6%
US Department of HHS	35	36	9	8	1,012,014	674,753	337,261	50.0%
US Department of Transportation	18	29	14	22	2,129,406	2,483,927	-354,521	-14.3%
Other Federal Agencies*	45	28	26	25	1,568,808	1,470,670	98,138	6.7%
Federal Agency Total	445	482	233	243	22,317,209	25,645,487	-3,328,278	-13.0%
State of Michigan	23	21	16	18	2,171,622	1,422,620	749,002	52.6%
Industrial	178	130	167	111	5,580,180	3,519,373	2,060,807	58.6%
Foreign	14	14	5	6	225,745	218,191	7,554	3.5%
All Other Sponsors	62	80	34	38	1,253,686	998,821	254,865	25.5%
Subtotal	722	727	455	416	31,548,442	31,804,492	-256,050	-0.8%
Gifts**	-	-	295	245	2,503,103	3,572,509	-1,069,406	-29.9%
Crowd-Funding	-	-	12	10	15,782	23,755	-7,973	-33.6%
Grand Total	722	727	762	671	\$34,067,327	\$35,400,756	-\$1,333,429	-3.8%

* US Dept of the Interior, US Dept of Commerce, US Environmental Protection Agency, US Dept of Labor, National Academy of Sciences, National Endowment for the Arts, National Institute of Standards & Technology, US Dept of State, US Small Business Administration

**Gifts represent non-contractual funding from corporations, foundations, associations and societies in support of academic programs, scholarships/fellowships, student design & enterprise, research, youth programs and special programs.

Michigan Tech

Research Expenditures, FY13



Michigan Tech

Research Expenditures, 3rd Qtr FY14

College/School/Division	FY2014	FY2013	Variance	%
Administration*	3,524,296	2,141,124	1,383,172	64.6%
College of Engineering	18,025,071	17,271,789	753,282	4.4%
College of Science & Arts	10,134,996	9,922,631	212,365	2.1%
Institute for Leadership and Innovation (ILI)	297,367	218,352	79,015	36.2%
Keweenaw Research Center (KRC)	6,230,218	6,344,629	(114,411)	-1.8%
Michigan Tech Research Institute (MTRI)	7,796,063	7,009,208	786,855	11.2%
Michigan Tech Transportation Institute (MTTI)	106,486	523,140	(416,654)	-79.6%
School of Business & Economics	1,131,587	1,403,147	(271,560)	-19.4%
School of Forest Resources & Environmental Science	4,230,307	5,170,323	(940,016)	-18.2%
School of Technology	347,893	220,264	127,629	57.9%
Total	51,824,284	50,224,607	1,599,677	3.2%

*Includes the Vice Presidents, Provost, CIO, CFO and others who report to a VP, Provost or the President. Except for the research institutes that report to the VPR.

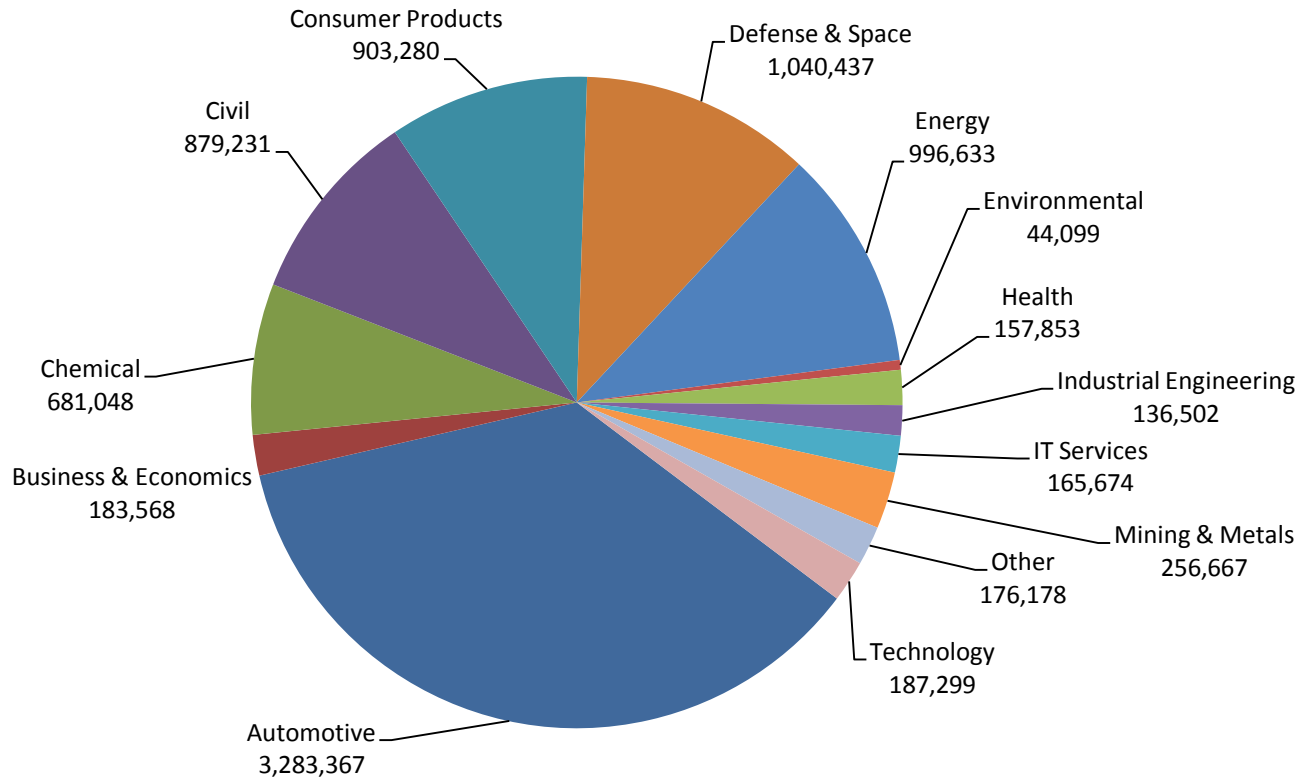


Intellectual Property, 3rd Qtr FY14

Disclosures Received ²	32	35	-8.6%
Nondisclosure Agreements	74	83	-10.8%
Patents Filed or Issued ²	18	23	-21.7%
License Agreements	8	18	-55.6%
Gross Royalties	224,713	168,458	33.4%

Corporate Sponsorship, 3rd Qtr FY14

Sponsored Awards
-Industry-
COMBINED*
Fiscal Year 2014
3rd Quarter
Ended March 31, 2014
TOTAL: \$9,091,836



Michigan Tech



- ORAU is a non-profit, 501c)3 government contractor with approximately 1,000 employees and about \$350 million per year in revenues.
- It is a operated as a consortium by 119 universities.
- Membership costs Tech \$1,000 per year; from FY10-FY13, our faculty, staff, and students have received \$1,185,300 in funding.

Michigan Tech



- ORAU provides innovative scientific and technical solutions to advance national priorities in science, health, education, and national security. ORAU works with federal, state, local, and commercial customers to advance national priorities and serve the public interest using specialized teams of experts, unique laboratory capabilities, and access to over 100 major research universities.



- Faculty
 - ORAU Powe Junior Faculty Award [Wu, 2010; Mayer, 2011; and Guney, 2012]
- Staff
 - MindTrekkers Travel Award



- Postdoctoral Fellows [8 Awards]
 - DOE ORNL Postdoctoral Research Associates [4]
 - Army Postdoctoral Fellowship [2]
 - DOE NETL Research Participation [1]
 - EPA Research Participation [1]
- Graduate Students [10 Awards]
 - DOE Office of Science Graduate Fellowship [8]
 - Army Environmental Management Participation [1]
 - Army Research Participation [1]



- Postgraduate Interns [10 Awards]
 - NETL Research Participation [5]
 - Army Research participation [2]
 - FDA Research Participation [2]
 - ORNL Research Participation [1]
- Undergraduate Students [7 Awards]
 - EPA Research Participation [4]
 - DoD Research Participation [1]
 - DOE Student Travel Award [1]
 - DOE ORNL Undergraduate Lab Internship [1]

Michigan Tech

“To understand God’s thoughts we must study statistics, for these are the measure of his purpose.”

- Florence Nightingale

Michigan Tech