



Ossama Abdelkhalik



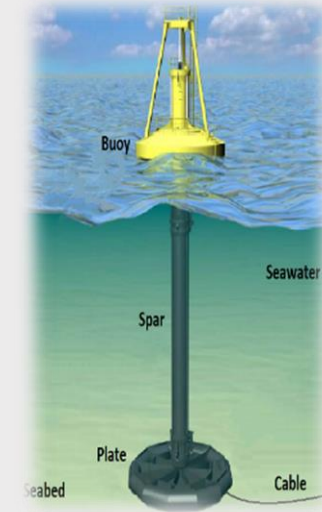
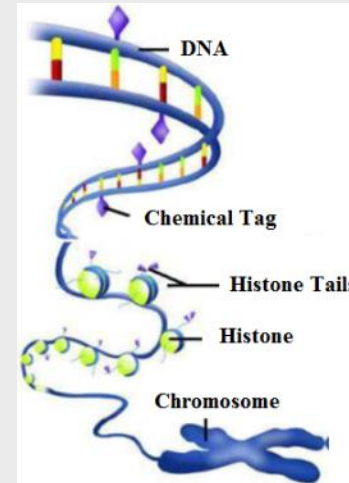
Research / Scholarship

Optimization

- Hidden Genes Genetic Algorithms
- Space Trajectory Optimization

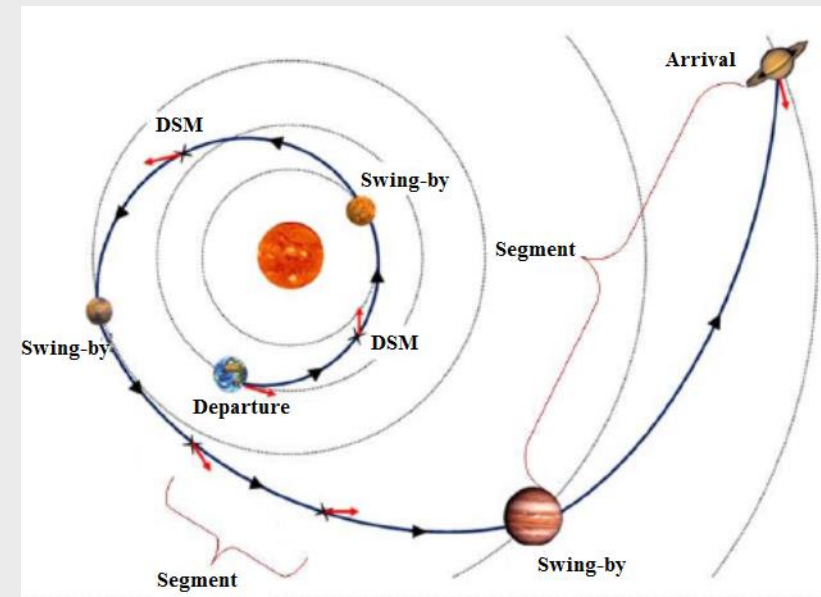
Dynamic Systems and Control

- Spacecraft Control
- Ocean Wave energy Conversion



	6	5	4	3	2	1	0
Solution 1	0	0	2	1	0	0	0
Solution 2	1	0	3	1	1	0	1
Solution 3	0	0	3	1	1	0	1
Solution 4	1	0	2	1	0	0	0

Hidden Genes



Scholarly Contributions

- Global Trajectory Optimization Competition: space debris removal finished 16

Rank	Team Name	Missions	Removed	J in MEU
1	Jet Propulsion Laboratory	10	123	731.2756
2	NUDT Team	12	123	786.21452
3	XSCC-ADL	12	123	821.37966
4	Tsinghua-LAD	12	123	829.57987
5	NPU	13	123	878.99821
6	Strathclyde++	14	123	918.9808
7	DLR	14	123	949.85389
8	Missions Learners	14	123	964.51134
9	The Aerospace Corporation	14	123	1004.4860
10	Team Jena	15	123	1022.9063
11	UT Austin	15	122	1044.1787
12	NJU Team	16	123	1047.9685
13	EFLMAN TEAM	14	119	1107.6036
14	CU Boulder	17	123	1139
15	CAS-NUAA	14	123	1132
16	MTU-UoM	16	122	1192.7433
17	NSSC-THU	16	122	1210.3333
18	Brute WORHP	18	123	1229.5475
19	The Goonies	15	122	1238.6396
20	NablaZeroLabs	16	123	1267.7501
21	TYSE	16	123	1336.8590
22	TM	18	123	1490.9659
23	Occitania	22	120	1493.8567
24	ARGoPS	20	123	1512.6017
25	Personal team	23	123	1588.5770
26	GO to space	20	112	1819.1391
27	Uoff and Goddard	23	123	1951.6797

2017

Rank	Team	J	J^* , kg
1	JPL	36	2450.3
2	ACT/ESA	35	2502.2
3	Un. Texas	35	2493.0
4	CAS	32	2509.7
5	Tsinghua Un.	32	2457.0
6	MAI	31	2674.5
7	Polimi	31	2462.9
8	Aerospace C.	30	2442.9
9	NASA-Langley	29	2875.4
10	Colorado Un.	28	2737.1
11	Beihang Un.	27	2537.5
12	Xi'an SCC	27	2532.3
13	CASE-NUDT	27	2529.3
14	Odyssey S.R.	26	2736.9
15	Beijing ACC	26	2539.2
16	Nanjing Un.	25	2897.2
17	NASA-Goddard	25	2586.0
18	Math. Opt.	25	2588.8
19	Un. Trento	25	2588.0
20	Michigan T. Un.	20	3434.1
21	DLR	19	3261.1
22	Beihang Un.	18	2567.5
23	Telespazio	15	2951.3
24	Un. Roma	13	3586.4

2014

