

Sponsored Program Summary
Unaudited FY15 Activities
October, 2015

David Reed

Vice President for Research

Michigan Tech

Outline

- Sponsored Awards, Unaudited FY15
- Research Expenditures, Unaudited FY15
- Intellectual Property/Commercialization, Unaudited FY15
- Corporate Sponsorship, Unaudited FY15

Michigan Tech

Sponsored Awards, Unaudited FY15

Sponsor	Proposals Submitted		Awards Received		Awards Received (\$)		Variance \$	Variance %
	FY '15 as of 6/30	FY '14 as of 6/30	FY '15 as of 6/30	FY '14 as of 6/30	FY '15 as of 6/30	FY '14 as of 6/30		
NASA	73	73	42	42	2,422,291	1,733,945	688,346	40%
National Science Foundation	216	197	89	72	12,308,810	11,780,091	528,719	4%
US Department of Agriculture	55	65	78	48	2,842,385	1,426,254	1,416,131	99%
US Department of Defense	83	72	49	75	12,592,868	8,854,905	3,737,963	42%
US Department of Education	1	-	1	1	51,224	50,446	778	2%
US Department of Energy	36	28	13	17	793,904	2,582,303	-1,788,399	-69%
US Department of HHS	49	52	14	9	2,439,403	1,012,014	1,427,389	141%
US Department of Transportation	27	21	22	16	2,817,164	2,297,817	519,347	23%
Other Federal Agencies*	52	59	26	36	1,606,449	2,208,182	-601,733	-27%
Federal Agency Total	592	567	334	316	37,874,498	31,945,957	5,928,541	19%
State of Michigan	37	28	35	21	3,065,035	2,949,105	115,930	4%
Industrial	204	215	181	205	8,776,896	7,149,601	1,627,295	23%
Foreign	27	16	15	7	1,030,914	443,072	587,842	133%
All Other Sponsors	72	92	39	56	973,760	2,358,470	-1,384,710	-59%
Subtotal	932	918	604	605	51,721,103	44,846,205	6,874,898	15%
Gifts**	-	-	333	357	6,923,814	3,292,625	3,631,189	110%
Crowd Funding	-	-	29	19	35,102	24,134	10,968	45%
Grand Total	932	918	966	981	\$58,680,019	\$48,162,964	\$10,517,055	22%

*Federal Mediation and Conciliation Service, National Endowments for the Arts & Humanities, US Dept of the Interior, US Dept of Commerce, US Dept of Homeland Security, US Dept of Labor, US Dept of State, US Environmental Protection Agency, US Nuclear Regulatory Commission, US Small Business Administration

**Gifts represent non-contractual funding from corporations, foundations, associations and societies in support of academic programs, scholarships/fellowships, student design & enterprise, research, youth programs and special programs.



Sponsored Awards, Unaudited FY15

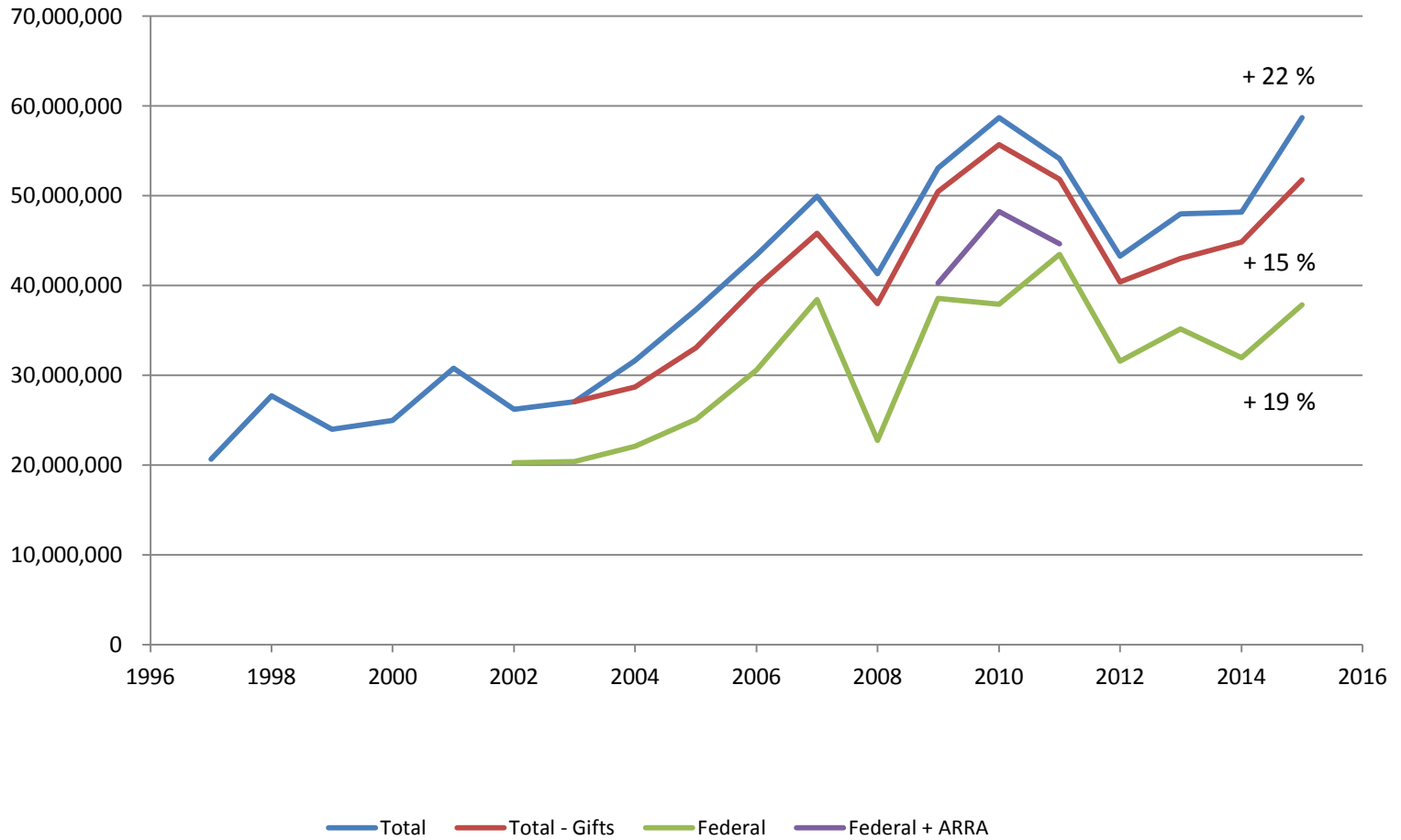
Sponsor	Proposals Submitted		Awards Received		Awards Received (\$)		Variance \$	Variance %
	FY '15 as of 6/30	FY '14 as of 6/30	FY '15 as of 6/30	FY '14 as of 6/30	FY '15 as of 6/30	FY '14 as of 6/30		
NASA	73	73	42	42	2,422,291	1,733,945	688,346	40%
National Science Foundation	216	197	89	72	12,308,810	11,780,091	528,719	4%
US Department of Agriculture	55	65	78	48	2,842,385	1,426,254	1,416,131	99%
US Department of Defense	83	72	49	75	12,592,868	8,854,905	3,737,963	42%
US Department of Education	1	-	1	1	51,224	50,446	778	2%
US Department of Energy	36	28	13	17	793,904	2,582,303	-1,788,399	-69%
US Department of HHS	49	52	14	9	2,439,403	1,012,014	1,427,389	141%
US Department of Transportation	27	21	22	16	2,817,164	2,297,817	519,347	23%
Other Federal Agencies*	52	59	26	36	1,606,449	2,208,182	-601,733	-27%
Federal Agency Total	592	567	334	316	37,874,498	31,945,957	5,928,541	19%
State of Michigan	37	28	35	21	3,065,035	2,949,105	115,930	4%
Industrial	204	215	181	205	8,776,896	7,149,601	1,627,295	23%
Foreign	27	16	15	7	1,030,914	443,072	587,842	133%
All Other Sponsors	72	92	39	56	973,760	2,358,470	-1,384,710	-59%
Subtotal	932	918	604	605	51,721,103	44,846,205	6,874,898	15%
Gifts**	-	-	333	357	6,923,814	3,292,625	3,631,189	110%
Crowd Funding	-	-	29	19	35,102	24,134	10,968	45%
Grand Total	932	918	966	981	\$58,680,019	\$48,162,964	\$10,517,055	22%

*Federal Mediation and Conciliation Service, National Endowments for the Arts & Humanities, US Dept of the Interior, US Dept of Commerce, US Dept of Homeland Security, US Dept of Labor, US Dept of State, US Environmental Protection Agency, US Nuclear Regulatory Commission, US Small Business Administration

**Gifts represent non-contractual funding from corporations, foundations, associations and societies in support of academic programs, scholarships/fellowships, student design & enterprise, research, youth programs and special programs.



Sponsored Awards, Unaudited FY15

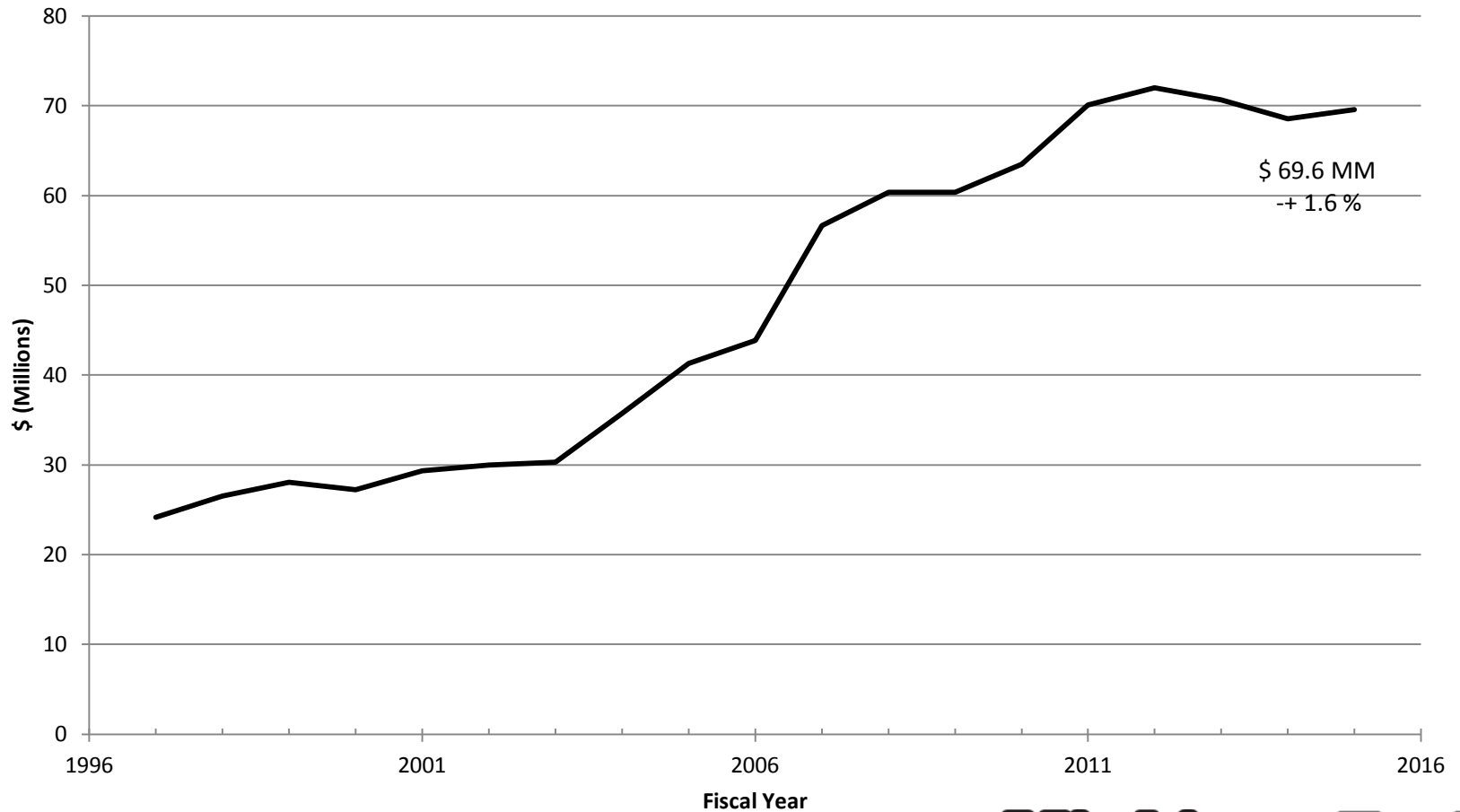


Michigan Tech

Research Expenditures, Unaudited FY15

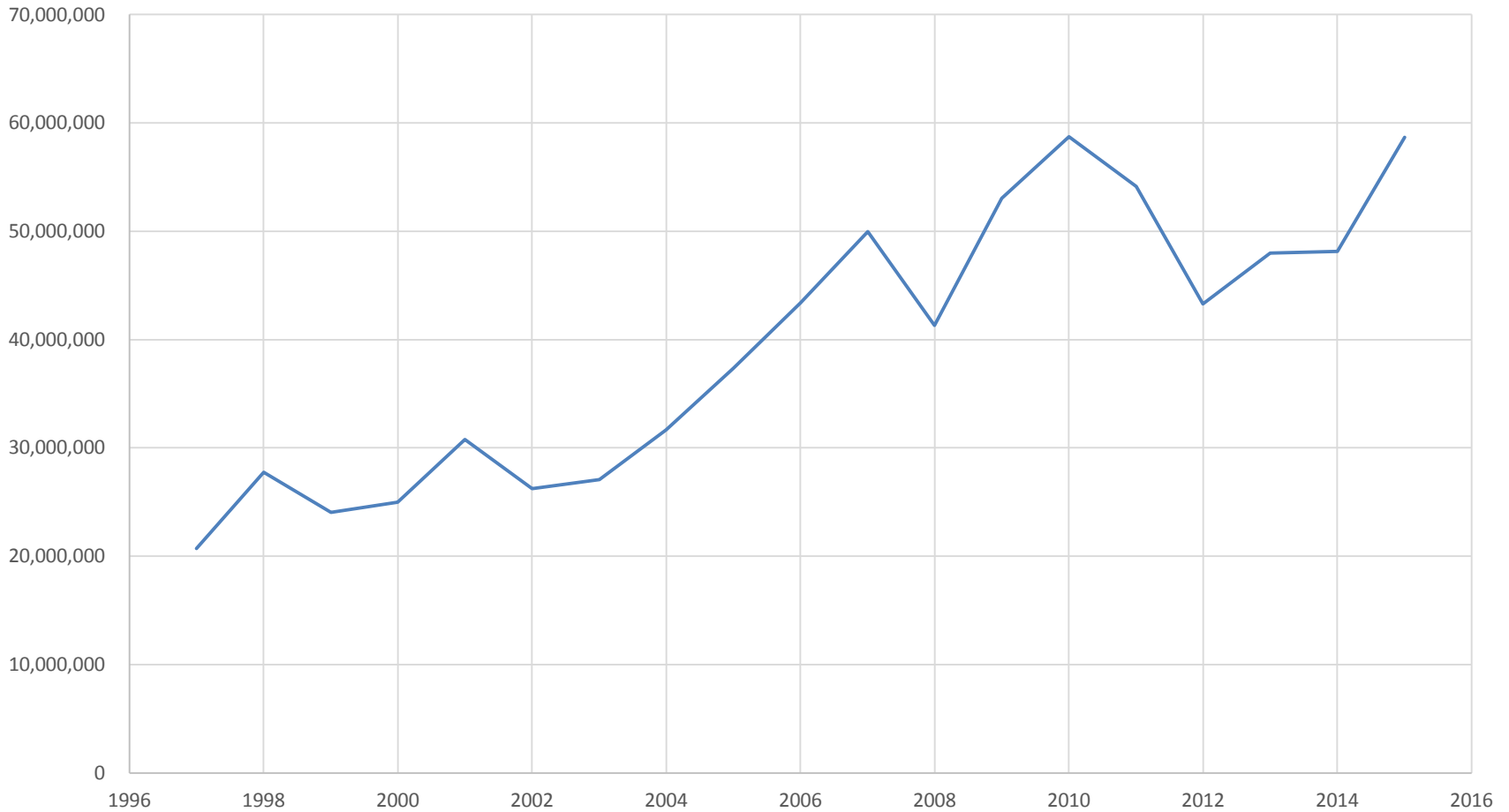
College/School/Division	FINAL FY2015	FINAL FY2014	Variance	%
Administration*	2,368,505	2,222,607	145,898	6.6%
College of Engineering	27,048,969	25,282,304	1,766,665	7.0%
College of Science & Arts	15,361,434	13,740,203	1,621,231	11.8%
Pavlis Honors College	356,221	398,128	(41,907)	-10.5%
Keweenaw Research Center (KRC)	6,870,541	8,184,775	(1,314,234)	-16.1%
Michigan Tech Research Institute (MTRI)	9,698,319	10,898,674	(1,200,355)	-11.0%
School of Business & Economics	1,623,653	1,454,644	169,009	11.6%
School of Forest Resources & Environmental Science	5,771,264	5,877,074	(105,810)	-1.8%
School of Technology	507,811	467,453	40,358	8.6%
Total	69,606,717	68,525,862	1,080,855	1.6%
<p>*Includes the Vice Presidents, Provost, CIO, Exec Director Financial Services & Operations and others who report to a VP, Provost or the President. Except for the research institutes that report to the VPR.</p>				

Research Expenditures, Unaudited FY15



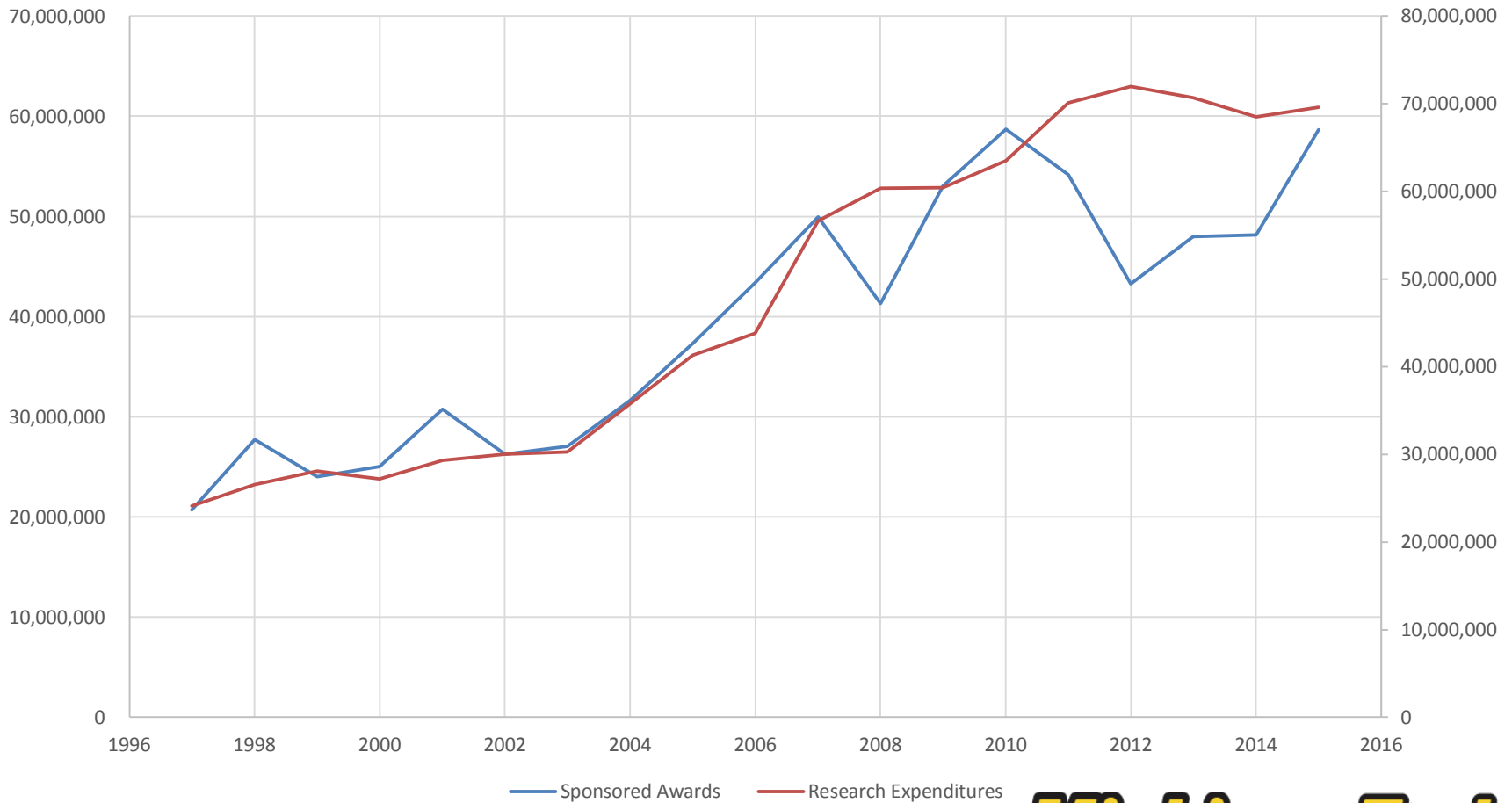
Michigan Tech

Sponsored Awards, Unaudited FY15



Michigan Tech

Sponsored Awards and Research Expenditures, Unaudited FY15



Michigan Tech

Intellectual Property, Unaudited FY15

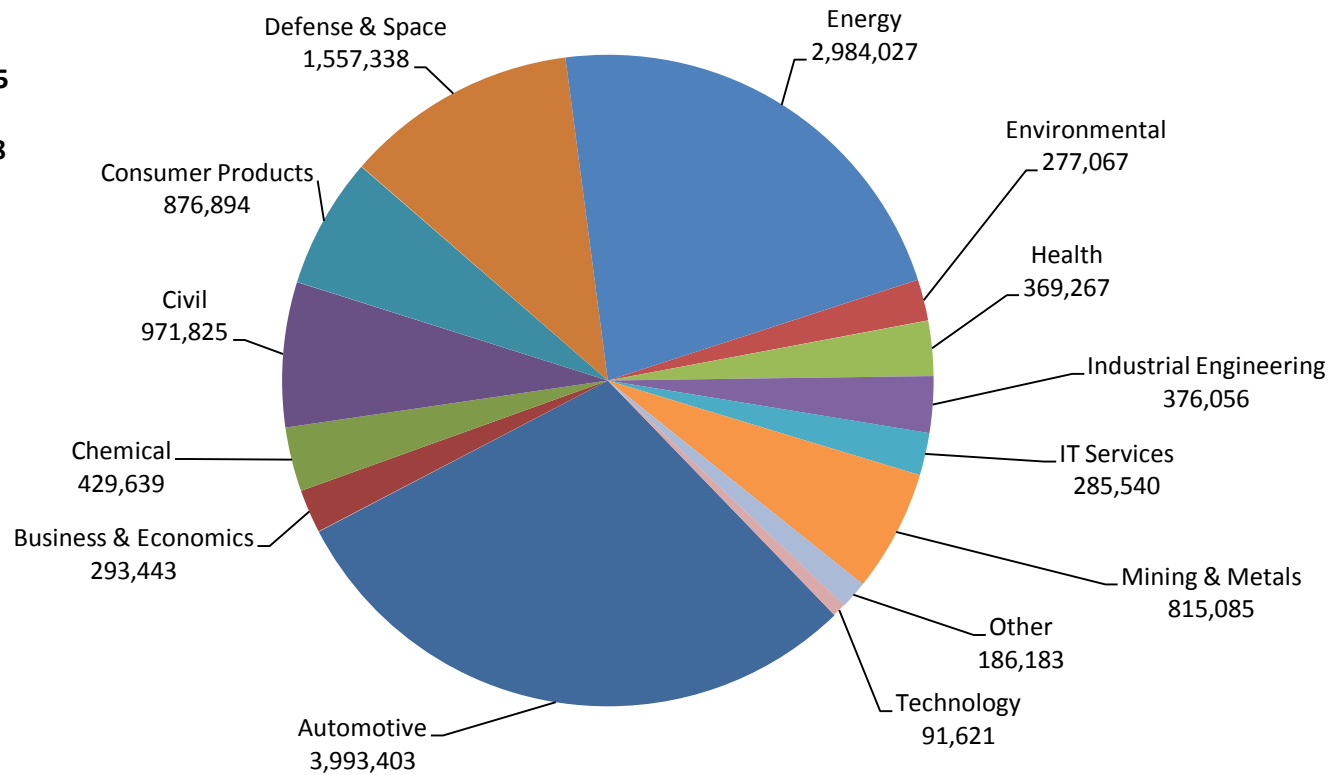
	2015	2014	+/- %
Disclosures Received ²	33	45	-27%
Nondisclosure Agreements	116	98	18%
Patents Filed or Issued ²	17	23	-26%
License Agreements	11	15	-27%
Gross Royalties ²	255,051	262,424	-3%

Michigan Tech

Unaudited FY15 Corporate Sponsorship

Sponsored Awards
-Industry-
COMBINED*
Fiscal Year 2015
4th Quarter
Ended June 30, 2015

TOTAL: \$13,507,388



Michigan Tech

