

Michigan Technological University (Online) (2012 Other)

SIUC/Core Institute
374 East Grand Avenue
(618) 453-4420
Carbondale, IL 62901

Consortium Number =
Institution Number = 1445
Number of Surveys = 318

Cross-tabulation Report
Core Alcohol and Drug Survey - Long Form

Wednesday, April 25, 2012
Page 1 of 52

1. Classification

	Male		Female		Unknown		Total	
	Freq.	Pct.	Freq.	Pct.	Freq.	Pct.	Freq.	Pct.
01 Freshman	26	14	33	26	0	0	59	18.6
02 Sophomore	32	17	15	12	0	0	47	14.8
03 Junior	43	22	19	15	0	0	62	19.5
04 Senior	60	31	36	29	0	0	96	30.2
05 Grad/professional	30	16	22	17	0	0	52	16.4
06 Not seeking a degree	0	0	1	1	0	0	1	0.3
07 Other	1	1	0	0	0	0	1	0.3
Valid responses =	192	60	126	40	0	0	318	100.0

Invalid responses include no response or multiple responses.

2. Age

	Male		Female		Unknown		Total	
	Freq.	Pct.	Freq.	Pct.	Freq.	Pct.	Freq.	Pct.
18	8	4	17	13	0	0	25	7.9
19	26	14	25	20	0	0	51	16.0
20	34	18	16	13	0	0	50	15.7
21	48	25	20	16	0	0	68	21.4
22	21	11	11	9	0	0	32	10.1
23	21	11	9	7	0	0	30	9.4
24	6	3	3	2	0	0	9	2.8
25	3	2	3	2	0	0	6	1.9
26	6	3	5	4	0	0	11	3.5
27	2	1	3	2	0	0	5	1.6
28	1	1	1	1	0	0	2	0.6
29	1	1	0	0	0	0	1	0.3
30	1	1	1	1	0	0	2	0.6
31	2	1	3	2	0	0	5	1.6
32	2	1	3	2	0	0	5	1.6
34	2	1	1	1	0	0	3	0.9
35	1	1	0	0	0	0	1	0.3
36	1	1	0	0	0	0	1	0.3
37	2	1	0	0	0	0	2	0.6
40	0	0	1	1	0	0	1	0.3
41	0	0	1	1	0	0	1	0.3
42	1	1	0	0	0	0	1	0.3
46	0	0	1	1	0	0	1	0.3
50	1	1	1	1	0	0	2	0.6
51	0	0	1	1	0	0	1	0.3
55	1	1	0	0	0	0	1	0.3
58	1	1	0	0	0	0	1	0.3
Valid responses =	192	60	126	40	0	0	318	100.0

Invalid responses include no response or multiple responses.

3. Ethnic origin

	Male		Female		Unknown		Total	
	Freq.	Pct.	Freq.	Pct.	Freq.	Pct.	Freq.	Pct.
01 American Indian/Alaskan Native	0	0	1	1	0	0	1	0.3
02 Hispanic	1	1	2	2	0	0	3	0.9
03 Asian/Pacific Islander	9	5	6	5	0	0	15	4.7
04 White (non-Hispanic)	181	94	116	92	0	0	297	93.4
05 Black (non-Hispanic)	0	0	1	1	0	0	1	0.3
06 Other	1	1	0	0	0	0	1	0.3
Valid responses =	192	60	126	40	0	0	318	100.0

Invalid responses include no response or multiple responses.

4. Marital status

	Male		Female		Unknown		Total		
	Freq.	Pct.	Freq.	Pct.	Freq.	Pct.	Freq.	Pct.	
01 Single	178	93	114	91	0	0	292	92.4	
02 Married	13	7	8	6	0	0	21	6.6	
03 Separated	0	0	0	0	0	0	0	0.0	
04 Divorced	0	0	3	2	0	0	3	0.9	
05 Widowed	0	0	0	0	0	0	0	0.0	
Valid responses =	191	60	125	40	0	0	316	99.4	

Invalid responses include no response or multiple responses.

5. Gender

	Male		Female		Unknown		Total		
	Freq.	Pct.	Freq.	Pct.	Freq.	Pct.	Freq.	Pct.	
01 Male	192	100	0	0	0	0	192	60.4	
02 Female	0	0	126	100	0	0	126	39.6	
Valid responses =	192	60	126	40	0	0	318	100.0	

Invalid responses include no response or multiple responses.

6. Is your current residence as a student

	Male		Female		Unknown		Total		
	Freq.	Pct.	Freq.	Pct.	Freq.	Pct.	Freq.	Pct.	
01 On-campus	78	41	54	43	0	0	132	41.6	
02 Off-campus	114	59	71	57	0	0	185	58.4	
Valid responses =	192	61	125	39	0	0	317	99.7	

Invalid responses include no response or multiple responses.

7. Are you working

	Male		Female		Unknown		Total		
	Freq.	Pct.	Freq.	Pct.	Freq.	Pct.	Freq.	Pct.	
01 Yes, full-time	18	9	8	6	0	0	26	8.2	
02 Yes, part-time	65	34	51	40	0	0	116	36.5	
03 No	109	57	67	53	0	0	176	55.3	
Valid responses =	192	60	126	40	0	0	318	100.0	

Invalid responses include no response or multiple responses.

8A. Living arrangements (Where)

	Male		Female		Unknown		Total		
	Freq.	Pct.	Freq.	Pct.	Freq.	Pct.	Freq.	Pct.	
01 House/apartment/etc.	119	62	73	58	0	0	192	60.4	
02 Residence hall	65	34	46	37	0	0	111	34.9	
03 Approved housing	1	1	0	0	0	0	1	0.3	
04 Fraternity or sorority	6	3	7	6	0	0	13	4.1	
05 Other	1	1	0	0	0	0	1	0.3	
Valid responses =	192	60	126	40	0	0	318	100.0	

Invalid responses include no response or multiple responses.

8B. Living arrangements (With whom)

	Male		Female		Unknown		Total		
	Freq.	Pct.	Freq.	Pct.	Freq.	Pct.	Freq.	Pct.	
01 With roommate(s)	139	72	93	74	0	0	232	73.0	
02 Alone	29	15	23	18	0	0	52	16.4	
03 With parent(s)	9	5	2	2	0	0	11	3.5	
04 With spouse	12	6	7	6	0	0	19	6.0	
05 With children	7	4	2	2	0	0	9	2.8	
06 Other	4	2	1	1	0	0	5	1.6	

Valid responses = all responses and blanks: since multiple responses were possible, more than 100% may be indicated.

9. Approximate cumulative grade point average

	Male		Female		Unknown		Total	
	Freq.	Pct.	Freq.	Pct.	Freq.	Pct.	Freq.	Pct.
01 F	0	0	0	0	0	0	0	0.0
02 D-	0	0	0	0	0	0	0	0.0
03 D	2	1	1	1	0	0	3	0.9
04 D+	1	1	0	0	0	0	1	0.3
05 C-	4	2	0	0	0	0	4	1.3
06 C	10	5	7	6	0	0	17	5.4
07 C+	14	7	9	7	0	0	23	7.3
08 B-	18	9	14	11	0	0	32	10.1
09 B	37	19	13	10	0	0	50	15.8
10 B+	31	16	23	18	0	0	54	17.0
11 A-	31	16	28	22	0	0	59	18.6
12 A	35	18	27	22	0	0	62	19.6
13 A+	9	5	3	2	0	0	12	3.8
Valid responses =	192	61	125	39	0	0	317	99.7

Invalid responses include no response or multiple responses.

10a. Some students have indicated that alcohol or drug use at parties they attend in and around campus reduces their enjoyment, often leads to negative situations, and therefore, they would rather not have alcohol and drugs available and used. Other students have indicated that alcohol and drug use at parties increases their enjoyment, often leads to positive situations, and therefore, they would rather have alcohol and drugs available and used. Which of these is closest to your own view?

With regard to drugs

	Male		Female		Unknown		Total	
	Freq.	Pct.	Freq.	Pct.	Freq.	Pct.	Freq.	Pct.
01 have available	48	25	22	17	0	0	70	22.1
02 not have available	143	75	104	83	0	0	247	77.9
Valid responses =	191	60	126	40	0	0	317	99.7

Invalid responses include no response or multiple responses.

10b. Some students have indicated that alcohol or drug use at parties they attend in and around campus reduces their enjoyment, often leads to negative situations, and therefore, they would rather not have alcohol and drugs available and used. Other students have indicated that alcohol and drug use at parties increases their enjoyment, often leads to positive situations, and therefore, they would rather have alcohol and drugs available and used. Which of these is closest to your own view?

With regard to alcohol

	Male		Female		Unknown		Total	
	Freq.	Pct.	Freq.	Pct.	Freq.	Pct.	Freq.	Pct.
01 have available	149	78	83	66	0	0	232	73.2
02 not have available	42	22	43	34	0	0	85	26.8
Valid responses =	191	60	126	40	0	0	317	99.7

Invalid responses include no response or multiple responses.

11. Student status

	Male		Female		Unknown		Total	
	Freq.	Pct.	Freq.	Pct.	Freq.	Pct.	Freq.	Pct.
01 Full-time (12+ credits)	182	95	118	94	0	0	300	94.3
02 Part-time (1-11 credits)	10	5	8	6	0	0	18	5.7
Valid responses =	192	60	126	40	0	0	318	100.0

Invalid responses include no response or multiple responses.

12a. Campus situation on alcohol and drugs

a. Does your campus have alcohol and drug policies

	Male		Female		Unknown		Total		
	Freq.	Pct.	Freq.	Pct.	Freq.	Pct.	Freq.	Pct.	
01 Yes	184	96	123	98	0	0	307	96.5	
02 No	0	0	2	2	0	0	2	0.6	
03 Don't Know	8	4	1	1	0	0	9	2.8	
Valid responses =	192	60	126	40	0	0	318	100.0	

Invalid responses include no response or multiple responses.

12b. Campus situation on alcohol and drugs

b. If so, are they enforced

	Male		Female		Unknown		Total		
	Freq.	Pct.	Freq.	Pct.	Freq.	Pct.	Freq.	Pct.	
01 Yes	139	76	74	60	0	0	213	69.6	
02 No	11	6	14	11	0	0	25	8.2	
03 Don't Know	33	18	35	28	0	0	68	22.2	
Valid responses =	183	60	123	40	0	0	306	96.2	

Invalid responses include no response or multiple responses.

12c. Campus situation on alcohol and drugs

c. Does your campus have a drug and alcohol prevention program

	Male		Female		Unknown		Total		
	Freq.	Pct.	Freq.	Pct.	Freq.	Pct.	Freq.	Pct.	
01 Yes	113	59	79	63	0	0	192	60.4	
02 No	3	2	3	2	0	0	6	1.9	
03 Don't Know	76	40	44	35	0	0	120	37.7	
Valid responses =	192	60	126	40	0	0	318	100.0	

Invalid responses include no response or multiple responses.

12d. Campus situation on alcohol and drugs

d. Do you believe your campus is concerned about the prevention of drug and alcohol use

	Male		Female		Unknown		Total		
	Freq.	Pct.	Freq.	Pct.	Freq.	Pct.	Freq.	Pct.	
01 Yes	140	73	102	81	0	0	242	76.3	
02 No	28	15	14	11	0	0	42	13.2	
03 Don't Know	23	12	10	8	0	0	33	10.4	
Valid responses =	191	60	126	40	0	0	317	99.7	

Invalid responses include no response or multiple responses.

12e. Campus situation on alcohol and drugs

e. Are you actively involved in efforts to prevent drug and alcohol use problems on your campus

	Male		Female		Unknown		Total		
	Freq.	Pct.	Freq.	Pct.	Freq.	Pct.	Freq.	Pct.	
01 Yes	12	6	19	15	0	0	31	9.7	
02 No	180	94	107	85	0	0	287	90.3	
Valid responses =	192	60	126	40	0	0	318	100.0	

Invalid responses include no response or multiple responses.

13. Place of permanent residence

	Male		Female		Unknown		Total		
	Freq.	Pct.	Freq.	Pct.	Freq.	Pct.	Freq.	Pct.	
01 In-state	135	70	87	69	0	0	222	69.8	
02 USA, out of state	46	24	32	25	0	0	78	24.5	
03 Other country	11	6	7	6	0	0	18	5.7	
Valid responses =	192	60	126	40	0	0	318	100.0	

Invalid responses include no response or multiple responses.

14. Think back over the last two weeks. How many times have you had five or more drinks at a sitting

	Male		Female		Unknown		Total		
	Freq.	Pct.	Freq.	Pct.	Freq.	Pct.	Freq.	Pct.	
01 None	88	46	83	66	0	0	171	53.8	
02 Once	25	13	9	7	0	0	34	10.7	
03 Twice	31	16	12	10	0	0	43	13.5	
04 3 to 5 times	32	17	18	14	0	0	50	15.7	
05 6 to 9 times	9	5	3	2	0	0	12	3.8	
06 10 or more times	7	4	1	1	0	0	8	2.5	
Valid responses =	192	60	126	40	0	0	318	100.0	

Invalid responses include no response or multiple responses.

15. Average # of drinks you consume a week

	Male		Female		Unknown		Total		
	Freq.	Pct.	Freq.	Pct.	Freq.	Pct.	Freq.	Pct.	
00	54	28	58	46	0	0	112	35.3	
01	18	9	23	18	0	0	41	12.9	
02	12	6	6	5	0	0	18	5.7	
03	14	7	3	2	0	0	17	5.4	
04	5	3	7	6	0	0	12	3.8	
05	11	6	4	3	0	0	15	4.7	
06	6	3	5	4	0	0	11	3.5	
07	4	2	3	2	0	0	7	2.2	
08	3	2	0	0	0	0	3	0.9	
09	1	1	1	1	0	0	2	0.6	
10	14	7	8	6	0	0	22	6.9	
11	2	1	0	0	0	0	2	0.6	
12	9	5	2	2	0	0	11	3.5	
14	3	2	0	0	0	0	3	0.9	
15	11	6	2	2	0	0	13	4.1	
16	1	1	0	0	0	0	1	0.3	
18	1	1	0	0	0	0	1	0.3	
20	9	5	2	2	0	0	11	3.5	
21	1	1	1	1	0	0	2	0.6	
24	2	1	0	0	0	0	2	0.6	
25	2	1	0	0	0	0	2	0.6	
26	1	1	0	0	0	0	1	0.3	
30	3	2	0	0	0	0	3	0.9	
35	0	0	1	1	0	0	1	0.3	
40	1	1	0	0	0	0	1	0.3	
50	2	1	0	0	0	0	2	0.6	
55	1	1	0	0	0	0	1	0.3	
Valid responses =	191	60	126	40	0	0	317	99.7	

Invalid responses include no response or multiple responses.

	Mean	Std Dev
Male	7.2094	9.5503
Female	3.0317	5.3216
Overall	5.5489	8.3807

16a. At what age did you first use tobacco (smoke, chew, snuff)

	Male		Female		Unknown		Total		
	Freq.	Pct.	Freq.	Pct.	Freq.	Pct.	Freq.	Pct.	
01 Never	88	46	87	69	0	0	175	55.0	
02 Under 10	2	1	1	1	0	0	3	0.9	
03 10 - 11	3	2	2	2	0	0	5	1.6	
04 12 - 13	5	3	1	1	0	0	6	1.9	
05 14 - 15	18	9	8	6	0	0	26	8.2	
06 16 - 17	27	14	8	6	0	0	35	11.0	
07 18 - 20	44	23	14	11	0	0	58	18.2	
08 21 - 25	5	3	5	4	0	0	10	3.1	
09 26+	0	0	0	0	0	0	0	0.0	
Valid responses =	192	60	126	40	0	0	318	100.0	

Invalid responses include no response or multiple responses.

16b. At what age did you first use alcohol (beer, wine, liquor)

	Male		Female		Unknown		Total		
	Freq.	Pct.	Freq.	Pct.	Freq.	Pct.	Freq.	Pct.	
01 Never	28	15	27	21	0	0	55	17.3	
02 Under 10	2	1	3	2	0	0	5	1.6	
03 10 - 11	0	0	4	3	0	0	4	1.3	
04 12 - 13	9	5	1	1	0	0	10	3.1	
05 14 - 15	24	13	10	8	0	0	34	10.7	
06 16 - 17	39	20	24	19	0	0	63	19.8	
07 18 - 20	68	35	42	33	0	0	110	34.6	
08 21 - 25	22	11	15	12	0	0	37	11.6	
09 26+	0	0	0	0	0	0	0	0.0	
Valid responses =	192	60	126	40	0	0	318	100.0	

Invalid responses include no response or multiple responses.

16c. At what age did you first use marijuana (pot, hash, hash oil)

	Male		Female		Unknown		Total		
	Freq.	Pct.	Freq.	Pct.	Freq.	Pct.	Freq.	Pct.	
01 Never	108	56	88	70	0	0	196	61.6	
02 Under 10	0	0	0	0	0	0	0	0.0	
03 10 - 11	0	0	1	1	0	0	1	0.3	
04 12 - 13	4	2	1	1	0	0	5	1.6	
05 14 - 15	14	7	5	4	0	0	19	6.0	
06 16 - 17	24	13	10	8	0	0	34	10.7	
07 18 - 20	36	19	16	13	0	0	52	16.4	
08 21 - 25	6	3	5	4	0	0	11	3.5	
09 26+	0	0	0	0	0	0	0	0.0	
Valid responses =	192	60	126	40	0	0	318	100.0	

Invalid responses include no response or multiple responses.

16d. At what age did you first use cocaine (crack, rock, freebase)

	Male		Female		Unknown		Total		
	Freq.	Pct.	Freq.	Pct.	Freq.	Pct.	Freq.	Pct.	
01 Never	176	92	115	91	0	0	291	91.8	
02 Under 10	0	0	0	0	0	0	0	0.0	
03 10 - 11	0	0	0	0	0	0	0	0.0	
04 12 - 13	0	0	0	0	0	0	0	0.0	
05 14 - 15	2	1	1	1	0	0	3	0.9	
06 16 - 17	1	1	2	2	0	0	3	0.9	
07 18 - 20	10	5	6	5	0	0	16	5.0	
08 21 - 25	1	1	2	2	0	0	3	0.9	
09 26+	1	1	0	0	0	0	1	0.3	
Valid responses =	191	60	126	40	0	0	317	99.7	

Invalid responses include no response or multiple responses.

16e. At what age did you first use amphetamines (diet pills, speed)

	Male		Female		Unknown		Total		
	Freq.	Pct.	Freq.	Pct.	Freq.	Pct.	Freq.	Pct.	
01 Never	168	88	111	88	0	0	279	87.7	
02 Under 10	0	0	0	0	0	0	0	0.0	
03 10 - 11	0	0	1	1	0	0	1	0.3	
04 12 - 13	1	1	0	0	0	0	1	0.3	
05 14 - 15	0	0	2	2	0	0	2	0.6	
06 16 - 17	4	2	2	2	0	0	6	1.9	
07 18 - 20	16	8	8	6	0	0	24	7.5	
08 21 - 25	2	1	2	2	0	0	4	1.3	
09 26+	1	1	0	0	0	0	1	0.3	
Valid responses =	192	60	126	40	0	0	318	100.0	

Invalid responses include no response or multiple responses.

16f. At what age did you first use sedatives (downers, ludes)

	Male		Female		Unknown		Total		
	Freq.	Pct.	Freq.	Pct.	Freq.	Pct.	Freq.	Pct.	
01 Never	176	93	121	96	0	0	297	94.3	
02 Under 10	0	0	0	0	0	0	0	0.0	
03 10 - 11	0	0	0	0	0	0	0	0.0	
04 12 - 13	0	0	1	1	0	0	1	0.3	
05 14 - 15	1	1	1	1	0	0	2	0.6	
06 16 - 17	1	1	2	2	0	0	3	1.0	
07 18 - 20	9	5	0	0	0	0	9	2.9	
08 21 - 25	1	1	1	1	0	0	2	0.6	
09 26+	1	1	0	0	0	0	1	0.3	
Valid responses =	189	60	126	40	0	0	315	99.1	

Invalid responses include no response or multiple responses.

16g. At what age did you first use hallucinogens (LSD, PCP)

	Male		Female		Unknown		Total		
	Freq.	Pct.	Freq.	Pct.	Freq.	Pct.	Freq.	Pct.	
01 Never	158	83	117	93	0	0	275	87.0	
02 Under 10	0	0	1	1	0	0	1	0.3	
03 10 - 11	0	0	0	0	0	0	0	0.0	
04 12 - 13	0	0	1	1	0	0	1	0.3	
05 14 - 15	1	1	1	1	0	0	2	0.6	
06 16 - 17	4	2	0	0	0	0	4	1.3	
07 18 - 20	18	9	6	5	0	0	24	7.6	
08 21 - 25	9	5	0	0	0	0	9	2.8	
09 26+	0	0	0	0	0	0	0	0.0	
Valid responses =	190	60	126	40	0	0	316	99.4	

Invalid responses include no response or multiple responses.

16h. At what age did you first use opiates (heroin, smack, horse)

	Male		Female		Unknown		Total		
	Freq.	Pct.	Freq.	Pct.	Freq.	Pct.	Freq.	Pct.	
01 Never	179	94	122	98	0	0	301	95.6	
02 Under 10	0	0	0	0	0	0	0	0.0	
03 10 - 11	0	0	0	0	0	0	0	0.0	
04 12 - 13	0	0	0	0	0	0	0	0.0	
05 14 - 15	2	1	1	1	0	0	3	1.0	
06 16 - 17	1	1	0	0	0	0	1	0.3	
07 18 - 20	7	4	1	1	0	0	8	2.5	
08 21 - 25	0	0	1	1	0	0	1	0.3	
09 26+	1	1	0	0	0	0	1	0.3	
Valid responses =	190	60	125	40	0	0	315	99.1	

Invalid responses include no response or multiple responses.

Michigan Technological University (Online) (2012 Other)

SIUC/Core Institute
374 East Grand Avenue
(618) 453-4420
Carbondale, IL 62901

Consortium Number =
Institution Number = 1445
Number of Surveys = 318

16i. At what age did you first use inhalants (glue, solvents, gas)

	Male		Female		Unknown		Total		
	Freq.	Pct.	Freq.	Pct.	Freq.	Pct.	Freq.	Pct.	
01 Never	184	96	119	95	0	0	303	95.9	
02 Under 10	2	1	0	0	0	0	2	0.6	
03 10 - 11	1	1	0	0	0	0	1	0.3	
04 12 - 13	0	0	1	1	0	0	1	0.3	
05 14 - 15	1	1	0	0	0	0	1	0.3	
06 16 - 17	2	1	2	2	0	0	4	1.3	
07 18 - 20	1	1	2	2	0	0	3	0.9	
08 21 - 25	0	0	1	1	0	0	1	0.3	
09 26+	0	0	0	0	0	0	0	0.0	
Valid responses =	191	60	125	40	0	0	316	99.4	

Invalid responses include no response or multiple responses.

16j. At what age did you first use designer drugs (ecstasy, MDMA)

	Male		Female		Unknown		Total		
	Freq.	Pct.	Freq.	Pct.	Freq.	Pct.	Freq.	Pct.	
01 Never	179	93	121	97	0	0	300	94.6	
02 Under 10	0	0	0	0	0	0	0	0.0	
03 10 - 11	0	0	0	0	0	0	0	0.0	
04 12 - 13	0	0	0	0	0	0	0	0.0	
05 14 - 15	2	1	1	1	0	0	3	0.9	
06 16 - 17	0	0	0	0	0	0	0	0.0	
07 18 - 20	7	4	2	2	0	0	9	2.8	
08 21 - 25	2	1	1	1	0	0	3	0.9	
09 26+	2	1	0	0	0	0	2	0.6	
Valid responses =	192	61	125	39	0	0	317	99.7	

Invalid responses include no response or multiple responses.

16k. At what age did you first use steroids

	Male		Female		Unknown		Total		
	Freq.	Pct.	Freq.	Pct.	Freq.	Pct.	Freq.	Pct.	
01 Never	188	99	125	100	0	0	313	99.4	
02 Under 10	0	0	0	0	0	0	0	0.0	
03 10 - 11	0	0	0	0	0	0	0	0.0	
04 12 - 13	0	0	0	0	0	0	0	0.0	
05 14 - 15	0	0	0	0	0	0	0	0.0	
06 16 - 17	0	0	0	0	0	0	0	0.0	
07 18 - 20	1	1	0	0	0	0	1	0.3	
08 21 - 25	0	0	0	0	0	0	0	0.0	
09 26+	1	1	0	0	0	0	1	0.3	
Valid responses =	190	60	125	40	0	0	315	99.1	

Invalid responses include no response or multiple responses.

16l. At what age did you first use other illegal drugs

	Male		Female		Unknown		Total		
	Freq.	Pct.	Freq.	Pct.	Freq.	Pct.	Freq.	Pct.	
01 Never	178	93	121	97	0	0	299	94.6	
02 Under 10	0	0	0	0	0	0	0	0.0	
03 10 - 11	0	0	0	0	0	0	0	0.0	
04 12 - 13	0	0	0	0	0	0	0	0.0	
05 14 - 15	2	1	0	0	0	0	2	0.6	
06 16 - 17	2	1	2	2	0	0	4	1.3	
07 18 - 20	6	3	1	1	0	0	7	2.2	
08 21 - 25	3	2	1	1	0	0	4	1.3	
09 26+	0	0	0	0	0	0	0	0.0	
Valid responses =	191	60	125	40	0	0	316	99.4	

Invalid responses include no response or multiple responses.

Michigan Technological University (Online) (2012 Other)

SIUC/Core Institute
374 East Grand Avenue
(618) 453-4420
Carbondale, IL 62901

Consortium Number =
Institution Number = 1445
Number of Surveys = 318

Cross-tabulation Report
Core Alcohol and Drug Survey - Long Form

Wednesday, April 25, 2012
Page 9 of 52

17a. Within the last year about how often have you used tobacco (smoke, chew, snuff)

	Male		Female		Unknown		Total		
	Freq.	Pct.	Freq.	Pct.	Freq.	Pct.	Freq.	Pct.	
01 Never	106	56	97	78	0	0	203	64.6	
02 Once/year	13	7	6	5	0	0	19	6.1	
03 6 times/year	13	7	4	3	0	0	17	5.4	
04 Once/month	8	4	4	3	0	0	12	3.8	
05 Twice/month	11	6	6	5	0	0	17	5.4	
06 Once/week	12	6	1	1	0	0	13	4.1	
07 3 times/week	3	2	1	1	0	0	4	1.3	
08 5 times/week	6	3	2	2	0	0	8	2.5	
09 Every day	17	9	4	3	0	0	21	6.7	
Valid responses =	189	60	125	40	0	0	314	98.7	

Invalid responses include no response or multiple responses.

17b. Within the last year about how often have you used alcohol (beer, wine, liquor)

	Male		Female		Unknown		Total		
	Freq.	Pct.	Freq.	Pct.	Freq.	Pct.	Freq.	Pct.	
01 Never	28	15	28	23	0	0	56	17.8	
02 Once/year	6	3	7	6	0	0	13	4.1	
03 6 times/year	12	6	14	11	0	0	26	8.3	
04 Once/month	15	8	13	10	0	0	28	8.9	
05 Twice/month	22	12	15	12	0	0	37	11.7	
06 Once/week	42	22	23	19	0	0	65	20.6	
07 3 times/week	38	20	21	17	0	0	59	18.7	
08 5 times/week	22	12	3	2	0	0	25	7.9	
09 Every day	6	3	0	0	0	0	6	1.9	
Valid responses =	191	61	124	39	0	0	315	99.1	

Invalid responses include no response or multiple responses.

17c. Within the last year about how often have you used marijuana (pot, hash, hash oil)

	Male		Female		Unknown		Total		
	Freq.	Pct.	Freq.	Pct.	Freq.	Pct.	Freq.	Pct.	
01 Never	126	66	98	78	0	0	224	70.9	
02 Once/year	19	10	10	8	0	0	29	9.2	
03 6 times/year	13	7	6	5	0	0	19	6.0	
04 Once/month	1	1	3	2	0	0	4	1.3	
05 Twice/month	5	3	2	2	0	0	7	2.2	
06 Once/week	4	2	3	2	0	0	7	2.2	
07 3 times/week	3	2	2	2	0	0	5	1.6	
08 5 times/week	12	6	0	0	0	0	12	3.8	
09 Every day	8	4	1	1	0	0	9	2.8	
Valid responses =	191	60	125	40	0	0	316	99.4	

Invalid responses include no response or multiple responses.

17d. Within the last year about how often have you used cocaine (crack, rock, freebase)

	Male		Female		Unknown		Total		
	Freq.	Pct.	Freq.	Pct.	Freq.	Pct.	Freq.	Pct.	
01 Never	185	97	122	98	0	0	307	97.8	
02 Once/year	4	2	2	2	0	0	6	1.9	
03 6 times/year	1	1	0	0	0	0	1	0.3	
04 Once/month	0	0	0	0	0	0	0	0.0	
05 Twice/month	0	0	0	0	0	0	0	0.0	
06 Once/week	0	0	0	0	0	0	0	0.0	
07 3 times/week	0	0	0	0	0	0	0	0.0	
08 5 times/week	0	0	0	0	0	0	0	0.0	
09 Every day	0	0	0	0	0	0	0	0.0	
Valid responses =	190	61	124	39	0	0	314	98.7	

Invalid responses include no response or multiple responses.

Michigan Technological University (Online) (2012 Other)

SIUC/Core Institute
374 East Grand Avenue
(618) 453-4420
Carbondale, IL 62901

Consortium Number =
Institution Number = 1445
Number of Surveys = 318

Cross-tabulation Report
Core Alcohol and Drug Survey - Long Form

Wednesday, April 25, 2012
Page 10 of 52

17e. Within the last year about how often have you used amphetamines (diet pills, speed)

	Male		Female		Unknown		Total		
	Freq.	Pct.	Freq.	Pct.	Freq.	Pct.	Freq.	Pct.	
01 Never	175	92	120	97	0	0	295	93.7	
02 Once/year	3	2	1	1	0	0	4	1.3	
03 6 times/year	6	3	0	0	0	0	6	1.9	
04 Once/month	0	0	2	2	0	0	2	0.6	
05 Twice/month	1	1	0	0	0	0	1	0.3	
06 Once/week	0	0	1	1	0	0	1	0.3	
07 3 times/week	1	1	0	0	0	0	1	0.3	
08 5 times/week	0	0	0	0	0	0	0	0.0	
09 Every day	5	3	0	0	0	0	5	1.6	
Valid responses =	191	61	124	39	0	0	315	99.1	

Invalid responses include no response or multiple responses.

17f. Within the last year about how often have you used sedatives (downers, ludes)

	Male		Female		Unknown		Total		
	Freq.	Pct.	Freq.	Pct.	Freq.	Pct.	Freq.	Pct.	
01 Never	182	96	120	98	0	0	302	96.8	
02 Once/year	1	1	1	1	0	0	2	0.6	
03 6 times/year	3	2	0	0	0	0	3	1.0	
04 Once/month	2	1	0	0	0	0	2	0.6	
05 Twice/month	0	0	1	1	0	0	1	0.3	
06 Once/week	0	0	1	1	0	0	1	0.3	
07 3 times/week	0	0	0	0	0	0	0	0.0	
08 5 times/week	0	0	0	0	0	0	0	0.0	
09 Every day	1	1	0	0	0	0	1	0.3	
Valid responses =	189	61	123	39	0	0	312	98.1	

Invalid responses include no response or multiple responses.

17g. Within the last year about how often have you used hallucinogens (LSD, PCP)

	Male		Female		Unknown		Total		
	Freq.	Pct.	Freq.	Pct.	Freq.	Pct.	Freq.	Pct.	
01 Never	170	89	123	98	0	0	293	92.7	
02 Once/year	10	5	1	1	0	0	11	3.5	
03 6 times/year	8	4	0	0	0	0	8	2.5	
04 Once/month	3	2	0	0	0	0	3	0.9	
05 Twice/month	0	0	1	1	0	0	1	0.3	
06 Once/week	0	0	0	0	0	0	0	0.0	
07 3 times/week	0	0	0	0	0	0	0	0.0	
08 5 times/week	0	0	0	0	0	0	0	0.0	
09 Every day	0	0	0	0	0	0	0	0.0	
Valid responses =	191	60	125	40	0	0	316	99.4	

Invalid responses include no response or multiple responses.

17h. Within the last year about how often have you used opiates (heroin, smack, horse)

	Male		Female		Unknown		Total		
	Freq.	Pct.	Freq.	Pct.	Freq.	Pct.	Freq.	Pct.	
01 Never	187	98	125	100	0	0	312	98.7	
02 Once/year	2	1	0	0	0	0	2	0.6	
03 6 times/year	2	1	0	0	0	0	2	0.6	
04 Once/month	0	0	0	0	0	0	0	0.0	
05 Twice/month	0	0	0	0	0	0	0	0.0	
06 Once/week	0	0	0	0	0	0	0	0.0	
07 3 times/week	0	0	0	0	0	0	0	0.0	
08 5 times/week	0	0	0	0	0	0	0	0.0	
09 Every day	0	0	0	0	0	0	0	0.0	
Valid responses =	191	60	125	40	0	0	316	99.4	

Invalid responses include no response or multiple responses.

Michigan Technological University (Online) (2012 Other)

SIUC/Core Institute
374 East Grand Avenue
(618) 453-4420
Carbondale, IL 62901

Consortium Number =
Institution Number = 1445
Number of Surveys = 318

Cross-tabulation Report
Core Alcohol and Drug Survey - Long Form

Wednesday, April 25, 2012
Page 11 of 52

17i. Within the last year about how often have you used inhalants (glue, solvents, gas)

	Male		Female		Unknown		Total		
	Freq.	Pct.	Freq.	Pct.	Freq.	Pct.	Freq.	Pct.	
01 Never	190	99	123	99	0	0	313	99.4	
02 Once/year	1	1	1	1	0	0	2	0.6	
03 6 times/year	0	0	0	0	0	0	0	0.0	
04 Once/month	0	0	0	0	0	0	0	0.0	
05 Twice/month	0	0	0	0	0	0	0	0.0	
06 Once/week	0	0	0	0	0	0	0	0.0	
07 3 times/week	0	0	0	0	0	0	0	0.0	
08 5 times/week	0	0	0	0	0	0	0	0.0	
09 Every day	0	0	0	0	0	0	0	0.0	
Valid responses =	191	61	124	39	0	0	315	99.1	

Invalid responses include no response or multiple responses.

17j. Within the last year about how often have you used designer drugs (ecstasy, MDMA)

	Male		Female		Unknown		Total		
	Freq.	Pct.	Freq.	Pct.	Freq.	Pct.	Freq.	Pct.	
01 Never	184	97	125	100	0	0	309	98.1	
02 Once/year	4	2	0	0	0	0	4	1.3	
03 6 times/year	2	1	0	0	0	0	2	0.6	
04 Once/month	0	0	0	0	0	0	0	0.0	
05 Twice/month	0	0	0	0	0	0	0	0.0	
06 Once/week	0	0	0	0	0	0	0	0.0	
07 3 times/week	0	0	0	0	0	0	0	0.0	
08 5 times/week	0	0	0	0	0	0	0	0.0	
09 Every day	0	0	0	0	0	0	0	0.0	
Valid responses =	190	60	125	40	0	0	315	99.1	

Invalid responses include no response or multiple responses.

17k. Within the last year about how often have you used steroids

	Male		Female		Unknown		Total		
	Freq.	Pct.	Freq.	Pct.	Freq.	Pct.	Freq.	Pct.	
01 Never	188	99	125	100	0	0	313	99.7	
02 Once/year	1	1	0	0	0	0	1	0.3	
03 6 times/year	0	0	0	0	0	0	0	0.0	
04 Once/month	0	0	0	0	0	0	0	0.0	
05 Twice/month	0	0	0	0	0	0	0	0.0	
06 Once/week	0	0	0	0	0	0	0	0.0	
07 3 times/week	0	0	0	0	0	0	0	0.0	
08 5 times/week	0	0	0	0	0	0	0	0.0	
09 Every day	0	0	0	0	0	0	0	0.0	
Valid responses =	189	60	125	40	0	0	314	98.7	

Invalid responses include no response or multiple responses.

17l. Within the last year about how often have you used other illegal drugs

	Male		Female		Unknown		Total		
	Freq.	Pct.	Freq.	Pct.	Freq.	Pct.	Freq.	Pct.	
01 Never	185	97	125	100	0	0	310	98.1	
02 Once/year	5	3	0	0	0	0	5	1.6	
03 6 times/year	0	0	0	0	0	0	0	0.0	
04 Once/month	1	1	0	0	0	0	1	0.3	
05 Twice/month	0	0	0	0	0	0	0	0.0	
06 Once/week	0	0	0	0	0	0	0	0.0	
07 3 times/week	0	0	0	0	0	0	0	0.0	
08 5 times/week	0	0	0	0	0	0	0	0.0	
09 Every day	0	0	0	0	0	0	0	0.0	
Valid responses =	191	60	125	40	0	0	316	99.4	

Invalid responses include no response or multiple responses.

Michigan Technological University (Online) (2012 Other)

SIUC/Core Institute
374 East Grand Avenue
(618) 453-4420
Carbondale, IL 62901

Consortium Number =
Institution Number = 1445
Number of Surveys = 318

Cross-tabulation Report
Core Alcohol and Drug Survey - Long Form

Wednesday, April 25, 2012
Page 12 of 52

18a. During the past 30 days on how many days did you have tobacco (smoke, chew, snuff)

	Male		Female		Unknown		Total		
	Freq.	Pct.	Freq.	Pct.	Freq.	Pct.	Freq.	Pct.	
01 0 days	130	68	106	84	0	0	236	74.2	
02 1-2 days	24	13	9	7	0	0	33	10.4	
03 3-5 days	9	5	3	2	0	0	12	3.8	
04 6-9 days	3	2	2	2	0	0	5	1.6	
05 10-19 days	8	4	1	1	0	0	9	2.8	
06 20-29 days	7	4	1	1	0	0	8	2.5	
07 All 30 days	11	6	4	3	0	0	15	4.7	
Valid responses =	192	60	126	40	0	0	318	100.0	

Invalid responses include no response or multiple responses.

18b. During the past 30 days on how many days did you have alcohol (beer, wine, liquor)

	Male		Female		Unknown		Total		
	Freq.	Pct.	Freq.	Pct.	Freq.	Pct.	Freq.	Pct.	
01 0 days	42	22	45	36	0	0	87	27.4	
02 1-2 days	30	16	27	21	0	0	57	17.9	
03 3-5 days	34	18	19	15	0	0	53	16.7	
04 6-9 days	32	17	14	11	0	0	46	14.5	
05 10-19 days	36	19	17	13	0	0	53	16.7	
06 20-29 days	15	8	4	3	0	0	19	6.0	
07 All 30 days	3	2	0	0	0	0	3	0.9	
Valid responses =	192	60	126	40	0	0	318	100.0	

Invalid responses include no response or multiple responses.

18c. During the past 30 days on how many days did you have marijuana (pot, hash, hash oil)

	Male		Female		Unknown		Total		
	Freq.	Pct.	Freq.	Pct.	Freq.	Pct.	Freq.	Pct.	
01 0 days	159	83	115	91	0	0	274	86.4	
02 1-2 days	8	4	4	3	0	0	12	3.8	
03 3-5 days	3	2	3	2	0	0	6	1.9	
04 6-9 days	1	1	2	2	0	0	3	0.9	
05 10-19 days	5	3	1	1	0	0	6	1.9	
06 20-29 days	8	4	1	1	0	0	9	2.8	
07 All 30 days	7	4	0	0	0	0	7	2.2	
Valid responses =	191	60	126	40	0	0	317	99.7	

Invalid responses include no response or multiple responses.

18d. During the past 30 days on how many days did you have cocaine (crack, rock, freebase)

	Male		Female		Unknown		Total		
	Freq.	Pct.	Freq.	Pct.	Freq.	Pct.	Freq.	Pct.	
01 0 days	192	100	126	100	0	0	318	100.0	
02 1-2 days	0	0	0	0	0	0	0	0.0	
03 3-5 days	0	0	0	0	0	0	0	0.0	
04 6-9 days	0	0	0	0	0	0	0	0.0	
05 10-19 days	0	0	0	0	0	0	0	0.0	
06 20-29 days	0	0	0	0	0	0	0	0.0	
07 All 30 days	0	0	0	0	0	0	0	0.0	
Valid responses =	192	60	126	40	0	0	318	100.0	

Invalid responses include no response or multiple responses.

Michigan Technological University (Online) (2012 Other)

SIUC/Core Institute
374 East Grand Avenue
(618) 453-4420
Carbondale, IL 62901

Consortium Number =
Institution Number = 1445
Number of Surveys = 318

Cross-tabulation Report
Core Alcohol and Drug Survey - Long Form

Wednesday, April 25, 2012
Page 13 of 52

18e. During the past 30 days on how many days did you have amphetamines (diet pills, speed)

	Male		Female		Unknown		Total		
	Freq.	Pct.	Freq.	Pct.	Freq.	Pct.	Freq.	Pct.	
01 0 days	182	95	126	100	0	0	308	97.2	
02 1-2 days	4	2	0	0	0	0	4	1.3	
03 3-5 days	0	0	0	0	0	0	0	0.0	
04 6-9 days	0	0	0	0	0	0	0	0.0	
05 10-19 days	1	1	0	0	0	0	1	0.3	
06 20-29 days	0	0	0	0	0	0	0	0.0	
07 All 30 days	4	2	0	0	0	0	4	1.3	
Valid responses =	191	60	126	40	0	0	317	99.7	

Invalid responses include no response or multiple responses.

18f. During the past 30 days on how many days did you have sedatives (downers, ludes)

	Male		Female		Unknown		Total		
	Freq.	Pct.	Freq.	Pct.	Freq.	Pct.	Freq.	Pct.	
01 0 days	187	98	125	99	0	0	312	98.4	
02 1-2 days	3	2	0	0	0	0	3	0.9	
03 3-5 days	0	0	0	0	0	0	0	0.0	
04 6-9 days	0	0	1	1	0	0	1	0.3	
05 10-19 days	0	0	0	0	0	0	0	0.0	
06 20-29 days	1	1	0	0	0	0	1	0.3	
07 All 30 days	0	0	0	0	0	0	0	0.0	
Valid responses =	191	60	126	40	0	0	317	99.7	

Invalid responses include no response or multiple responses.

18g. During the past 30 days on how many days did you have hallucinogens (LSD, PCP)

	Male		Female		Unknown		Total		
	Freq.	Pct.	Freq.	Pct.	Freq.	Pct.	Freq.	Pct.	
01 0 days	188	98	125	99	0	0	313	98.7	
02 1-2 days	2	1	1	1	0	0	3	0.9	
03 3-5 days	1	1	0	0	0	0	1	0.3	
04 6-9 days	0	0	0	0	0	0	0	0.0	
05 10-19 days	0	0	0	0	0	0	0	0.0	
06 20-29 days	0	0	0	0	0	0	0	0.0	
07 All 30 days	0	0	0	0	0	0	0	0.0	
Valid responses =	191	60	126	40	0	0	317	99.7	

Invalid responses include no response or multiple responses.

18h. During the past 30 days on how many days did you have opiates (heroin, smack, horse)

	Male		Female		Unknown		Total		
	Freq.	Pct.	Freq.	Pct.	Freq.	Pct.	Freq.	Pct.	
01 0 days	187	99	126	100	0	0	313	99.4	
02 1-2 days	1	1	0	0	0	0	1	0.3	
03 3-5 days	1	1	0	0	0	0	1	0.3	
04 6-9 days	0	0	0	0	0	0	0	0.0	
05 10-19 days	0	0	0	0	0	0	0	0.0	
06 20-29 days	0	0	0	0	0	0	0	0.0	
07 All 30 days	0	0	0	0	0	0	0	0.0	
Valid responses =	189	60	126	40	0	0	315	99.1	

Invalid responses include no response or multiple responses.

Michigan Technological University (Online) (2012 Other)

SIUC/Core Institute
374 East Grand Avenue
(618) 453-4420
Carbondale, IL 62901

Consortium Number =
Institution Number = 1445
Number of Surveys = 318

Cross-tabulation Report
Core Alcohol and Drug Survey - Long Form

Wednesday, April 25, 2012
Page 14 of 52

18i. During the past 30 days on how many days did you have inhalants (glue, solvents, gas)

	Male		Female		Unknown		Total		
	Freq.	Pct.	Freq.	Pct.	Freq.	Pct.	Freq.	Pct.	
01 0 days	192	100	126	100	0	0	318	100.0	
02 1-2 days	0	0	0	0	0	0	0	0.0	
03 3-5 days	0	0	0	0	0	0	0	0.0	
04 6-9 days	0	0	0	0	0	0	0	0.0	
05 10-19 days	0	0	0	0	0	0	0	0.0	
06 20-29 days	0	0	0	0	0	0	0	0.0	
07 All 30 days	0	0	0	0	0	0	0	0.0	
Valid responses =	192	60	126	40	0	0	318	100.0	

Invalid responses include no response or multiple responses.

18j. During the past 30 days on how many days did you have designer drugs (ecstasy, MDMA)

	Male		Female		Unknown		Total		
	Freq.	Pct.	Freq.	Pct.	Freq.	Pct.	Freq.	Pct.	
01 0 days	191	99	125	100	0	0	316	99.7	
02 1-2 days	1	1	0	0	0	0	1	0.3	
03 3-5 days	0	0	0	0	0	0	0	0.0	
04 6-9 days	0	0	0	0	0	0	0	0.0	
05 10-19 days	0	0	0	0	0	0	0	0.0	
06 20-29 days	0	0	0	0	0	0	0	0.0	
07 All 30 days	0	0	0	0	0	0	0	0.0	
Valid responses =	192	61	125	39	0	0	317	99.7	

Invalid responses include no response or multiple responses.

18k. During the past 30 days on how many days did you have steroids

	Male		Female		Unknown		Total		
	Freq.	Pct.	Freq.	Pct.	Freq.	Pct.	Freq.	Pct.	
01 0 days	192	100	126	100	0	0	318	100.0	
02 1-2 days	0	0	0	0	0	0	0	0.0	
03 3-5 days	0	0	0	0	0	0	0	0.0	
04 6-9 days	0	0	0	0	0	0	0	0.0	
05 10-19 days	0	0	0	0	0	0	0	0.0	
06 20-29 days	0	0	0	0	0	0	0	0.0	
07 All 30 days	0	0	0	0	0	0	0	0.0	
Valid responses =	192	60	126	40	0	0	318	100.0	

Invalid responses include no response or multiple responses.

18l. During the past 30 days on how many days did you have other illegal drugs

	Male		Female		Unknown		Total		
	Freq.	Pct.	Freq.	Pct.	Freq.	Pct.	Freq.	Pct.	
01 0 days	190	99	126	100	0	0	316	99.4	
02 1-2 days	2	1	0	0	0	0	2	0.6	
03 3-5 days	0	0	0	0	0	0	0	0.0	
04 6-9 days	0	0	0	0	0	0	0	0.0	
05 10-19 days	0	0	0	0	0	0	0	0.0	
06 20-29 days	0	0	0	0	0	0	0	0.0	
07 All 30 days	0	0	0	0	0	0	0	0.0	
Valid responses =	192	60	126	40	0	0	318	100.0	

Invalid responses include no response or multiple responses.

19a. How often do you think the average student on your campus uses tobacco (smoke, chew, snuff)

	Male		Female		Unknown		Total		
	Freq.	Pct.	Freq.	Pct.	Freq.	Pct.	Freq.	Pct.	
01 Never	24	13	7	6	0	0	31	9.8	
02 Once/year	8	4	3	2	0	0	11	3.5	
03 6 times/year	19	10	4	3	0	0	23	7.3	
04 Once/month	18	9	16	13	0	0	34	10.8	
05 Twice/month	17	9	20	16	0	0	37	11.7	
06 Once/week	39	21	31	25	0	0	70	22.2	
07 3 times/week	35	18	23	18	0	0	58	18.4	
08 5 times/week	12	6	9	7	0	0	21	6.7	
09 Every day	18	9	12	10	0	0	30	9.5	
Valid responses =	190	60	125	40	0	0	315	99.1	

Invalid responses include no response or multiple responses.

19b. How often do you think the average student on your campus uses alcohol (beer, wine, liquor)

	Male		Female		Unknown		Total		
	Freq.	Pct.	Freq.	Pct.	Freq.	Pct.	Freq.	Pct.	
01 Never	4	2	1	1	0	0	5	1.6	
02 Once/year	1	1	0	0	0	0	1	0.3	
03 6 times/year	1	1	0	0	0	0	1	0.3	
04 Once/month	8	4	2	2	0	0	10	3.2	
05 Twice/month	18	9	11	9	0	0	29	9.2	
06 Once/week	68	36	62	50	0	0	130	41.3	
07 3 times/week	73	38	38	30	0	0	111	35.2	
08 5 times/week	11	6	6	5	0	0	17	5.4	
09 Every day	6	3	5	4	0	0	11	3.5	
Valid responses =	190	60	125	40	0	0	315	99.1	

Invalid responses include no response or multiple responses.

19c. How often do you think the average student on your campus uses marijuana (pot, hash, hash oil)

	Male		Female		Unknown		Total		
	Freq.	Pct.	Freq.	Pct.	Freq.	Pct.	Freq.	Pct.	
01 Never	25	13	11	9	0	0	36	11.5	
02 Once/year	34	18	24	19	0	0	58	18.5	
03 6 times/year	23	12	20	16	0	0	43	13.7	
04 Once/month	23	12	18	14	0	0	41	13.1	
05 Twice/month	27	14	20	16	0	0	47	15.0	
06 Once/week	36	19	21	17	0	0	57	18.2	
07 3 times/week	12	6	8	6	0	0	20	6.4	
08 5 times/week	3	2	2	2	0	0	5	1.6	
09 Every day	6	3	1	1	0	0	7	2.2	
Valid responses =	189	60	125	40	0	0	314	98.7	

Invalid responses include no response or multiple responses.

19d. How often do you think the average student on your campus uses cocaine (crack, rock, freebase)

	Male		Female		Unknown		Total		
	Freq.	Pct.	Freq.	Pct.	Freq.	Pct.	Freq.	Pct.	
01 Never	123	66	79	64	0	0	202	65.0	
02 Once/year	41	22	19	15	0	0	60	19.3	
03 6 times/year	10	5	13	10	0	0	23	7.4	
04 Once/month	4	2	5	4	0	0	9	2.9	
05 Twice/month	1	1	6	5	0	0	7	2.3	
06 Once/week	5	3	1	1	0	0	6	1.9	
07 3 times/week	2	1	0	0	0	0	2	0.6	
08 5 times/week	0	0	0	0	0	0	0	0.0	
09 Every day	1	1	1	1	0	0	2	0.6	
Valid responses =	187	60	124	40	0	0	311	97.8	

Invalid responses include no response or multiple responses.

19e. How often do you think the average student on your campus uses amphetamines (diet pills, speed)

	Male		Female		Unknown		Total		
	Freq.	Pct.	Freq.	Pct.	Freq.	Pct.	Freq.	Pct.	
01 Never	109	58	66	53	0	0	175	55.7	
02 Once/year	28	15	17	14	0	0	45	14.3	
03 6 times/year	16	8	17	14	0	0	33	10.5	
04 Once/month	11	6	8	6	0	0	19	6.1	
05 Twice/month	6	3	6	5	0	0	12	3.8	
06 Once/week	11	6	6	5	0	0	17	5.4	
07 3 times/week	5	3	3	2	0	0	8	2.5	
08 5 times/week	2	1	0	0	0	0	2	0.6	
09 Every day	1	1	2	2	0	0	3	1.0	
Valid responses =	189	60	125	40	0	0	314	98.7	

Invalid responses include no response or multiple responses.

19f. How often do you think the average student on your campus uses sedatives (downers, ludes)

	Male		Female		Unknown		Total		
	Freq.	Pct.	Freq.	Pct.	Freq.	Pct.	Freq.	Pct.	
01 Never	130	70	75	60	0	0	205	65.7	
02 Once/year	30	16	20	16	0	0	50	16.0	
03 6 times/year	9	5	12	10	0	0	21	6.7	
04 Once/month	6	3	8	6	0	0	14	4.5	
05 Twice/month	3	2	6	5	0	0	9	2.9	
06 Once/week	7	4	3	2	0	0	10	3.2	
07 3 times/week	0	0	0	0	0	0	0	0.0	
08 5 times/week	2	1	0	0	0	0	2	0.6	
09 Every day	0	0	1	1	0	0	1	0.3	
Valid responses =	187	60	125	40	0	0	312	98.1	

Invalid responses include no response or multiple responses.

19g. How often do you think the average student on your campus uses hallucinogens (LSD, PCP)

	Male		Female		Unknown		Total		
	Freq.	Pct.	Freq.	Pct.	Freq.	Pct.	Freq.	Pct.	
01 Never	115	62	74	60	0	0	189	61.2	
02 Once/year	41	22	28	23	0	0	69	22.3	
03 6 times/year	15	8	9	7	0	0	24	7.8	
04 Once/month	6	3	5	4	0	0	11	3.6	
05 Twice/month	2	1	4	3	0	0	6	1.9	
06 Once/week	5	3	2	2	0	0	7	2.3	
07 3 times/week	0	0	0	0	0	0	0	0.0	
08 5 times/week	1	1	0	0	0	0	1	0.3	
09 Every day	1	1	1	1	0	0	2	0.6	
Valid responses =	186	60	123	40	0	0	309	97.2	

Invalid responses include no response or multiple responses.

19h. How often do you think the average student on your campus uses opiates (heroin, smack, horse)

	Male		Female		Unknown		Total		
	Freq.	Pct.	Freq.	Pct.	Freq.	Pct.	Freq.	Pct.	
01 Never	144	77	85	68	0	0	229	73.2	
02 Once/year	28	15	21	17	0	0	49	15.7	
03 6 times/year	6	3	7	6	0	0	13	4.2	
04 Once/month	2	1	4	3	0	0	6	1.9	
05 Twice/month	2	1	5	4	0	0	7	2.2	
06 Once/week	3	2	2	2	0	0	5	1.6	
07 3 times/week	0	0	0	0	0	0	0	0.0	
08 5 times/week	2	1	0	0	0	0	2	0.6	
09 Every day	1	1	1	1	0	0	2	0.6	
Valid responses =	188	60	125	40	0	0	313	98.4	

Invalid responses include no response or multiple responses.

19i. How often do you think the average student on your campus uses inhalants (glue, solvents, gas)

	Male		Female		Unknown		Total		
	Freq.	Pct.	Freq.	Pct.	Freq.	Pct.	Freq.	Pct.	
01 Never	137	73	74	60	0	0	211	67.8	
02 Once/year	29	15	26	21	0	0	55	17.7	
03 6 times/year	7	4	11	9	0	0	18	5.8	
04 Once/month	5	3	3	2	0	0	8	2.6	
05 Twice/month	3	2	6	5	0	0	9	2.9	
06 Once/week	2	1	1	1	0	0	3	1.0	
07 3 times/week	2	1	1	1	0	0	3	1.0	
08 5 times/week	1	1	0	0	0	0	1	0.3	
09 Every day	2	1	1	1	0	0	3	1.0	
Valid responses =	188	60	123	40	0	0	311	97.8	

Invalid responses include no response or multiple responses.

19j. How often do you think the average student on your campus uses designer drugs (ecstasy, MDMA)

	Male		Female		Unknown		Total		
	Freq.	Pct.	Freq.	Pct.	Freq.	Pct.	Freq.	Pct.	
01 Never	113	60	74	60	0	0	187	59.9	
02 Once/year	43	23	30	24	0	0	73	23.4	
03 6 times/year	20	11	9	7	0	0	29	9.3	
04 Once/month	4	2	5	4	0	0	9	2.9	
05 Twice/month	2	1	4	3	0	0	6	1.9	
06 Once/week	2	1	1	1	0	0	3	1.0	
07 3 times/week	2	1	0	0	0	0	2	0.6	
08 5 times/week	1	1	0	0	0	0	1	0.3	
09 Every day	1	1	1	1	0	0	2	0.6	
Valid responses =	188	60	124	40	0	0	312	98.1	

Invalid responses include no response or multiple responses.

19k. How often do you think the average student on your campus uses steroids

	Male		Female		Unknown		Total		
	Freq.	Pct.	Freq.	Pct.	Freq.	Pct.	Freq.	Pct.	
01 Never	134	72	76	61	0	0	210	67.5	
02 Once/year	25	13	20	16	0	0	45	14.5	
03 6 times/year	11	6	13	10	0	0	24	7.7	
04 Once/month	5	3	4	3	0	0	9	2.9	
05 Twice/month	4	2	5	4	0	0	9	2.9	
06 Once/week	5	3	3	2	0	0	8	2.6	
07 3 times/week	1	1	2	2	0	0	3	1.0	
08 5 times/week	0	0	0	0	0	0	0	0.0	
09 Every day	2	1	1	1	0	0	3	1.0	
Valid responses =	187	60	124	40	0	0	311	97.8	

Invalid responses include no response or multiple responses.

19l. How often do you think the average student on your campus uses other illegal drugs

	Male		Female		Unknown		Total		
	Freq.	Pct.	Freq.	Pct.	Freq.	Pct.	Freq.	Pct.	
01 Never	125	66	74	60	0	0	199	63.8	
02 Once/year	37	20	27	22	0	0	64	20.5	
03 6 times/year	12	6	9	7	0	0	21	6.7	
04 Once/month	6	3	6	5	0	0	12	3.8	
05 Twice/month	1	1	5	4	0	0	6	1.9	
06 Once/week	4	2	1	1	0	0	5	1.6	
07 3 times/week	1	1	1	1	0	0	2	0.6	
08 5 times/week	0	0	0	0	0	0	0	0.0	
09 Every day	2	1	1	1	0	0	3	1.0	
Valid responses =	188	60	124	40	0	0	312	98.1	

Invalid responses include no response or multiple responses.

Michigan Technological University (Online) (2012 Other)

SIUC/Core Institute
374 East Grand Avenue
(618) 453-4420
Carbondale, IL 62901

Consortium Number =
Institution Number = 1445
Number of Surveys = 318

Cross-tabulation Report
Core Alcohol and Drug Survey - Long Form

Wednesday, April 25, 2012
Page 18 of 52

20a. Where have you used tobacco (smoke, chew, snuff)

	Male		Female		Unknown		Total		
	Freq.	Pct.	Freq.	Pct.	Freq.	Pct.	Freq.	Pct.	
01 Never used	93	48	89	71	0	0	182	57.2	
02 On campus events	38	20	7	6	0	0	45	14.2	
03 Residence hall	27	14	7	6	0	0	34	10.7	
04 Frat/sorority	41	21	8	6	0	0	49	15.4	
05 Bar/restaurant	34	18	15	12	0	0	49	15.4	
06 Where you live	75	39	24	19	0	0	99	31.1	
07 In a car	56	29	19	15	0	0	75	23.6	
08 Private parties	72	38	26	21	0	0	98	30.8	
09 Other	25	13	6	5	0	0	31	9.7	

Valid responses = all responses and blanks: since multiple responses were possible, more than 100% may be indicated.

20b. Where have you used alcohol (beer, wine, liquor)

	Male		Female		Unknown		Total		
	Freq.	Pct.	Freq.	Pct.	Freq.	Pct.	Freq.	Pct.	
01 Never used	27	14	26	21	0	0	53	16.7	
02 On campus events	61	32	33	26	0	0	94	29.6	
03 Residence hall	84	44	45	36	0	0	129	40.6	
04 Frat/sorority	90	47	42	33	0	0	132	41.5	
05 Bar/restaurant	114	59	53	42	0	0	167	52.5	
06 Where you live	135	70	78	62	0	0	213	67.0	
07 In a car	26	14	10	8	0	0	36	11.3	
08 Private parties	131	68	80	63	0	0	211	66.4	
09 Other	36	19	17	13	0	0	53	16.7	

Valid responses = all responses and blanks: since multiple responses were possible, more than 100% may be indicated.

20c. Where have you used marijuana (pot, hash, hash oil)

	Male		Female		Unknown		Total		
	Freq.	Pct.	Freq.	Pct.	Freq.	Pct.	Freq.	Pct.	
01 Never used	111	58	91	72	0	0	202	63.5	
02 On campus events	16	8	3	2	0	0	19	6.0	
03 Residence hall	21	11	7	6	0	0	28	8.8	
04 Frat/sorority	27	14	10	8	0	0	37	11.6	
05 Bar/restaurant	6	3	1	1	0	0	7	2.2	
06 Where you live	53	28	19	15	0	0	72	22.6	
07 In a car	41	21	13	10	0	0	54	17.0	
08 Private parties	47	24	25	20	0	0	72	22.6	
09 Other	17	9	3	2	0	0	20	6.3	

Valid responses = all responses and blanks: since multiple responses were possible, more than 100% may be indicated.

20d. Where have you used cocaine (crack, rock, freebase)

	Male		Female		Unknown		Total		
	Freq.	Pct.	Freq.	Pct.	Freq.	Pct.	Freq.	Pct.	
01 Never used	181	94	117	93	0	0	298	93.7	
02 On campus events	1	1	0	0	0	0	1	0.3	
03 Residence hall	2	1	1	1	0	0	3	0.9	
04 Frat/sorority	3	2	1	1	0	0	4	1.3	
05 Bar/restaurant	0	0	1	1	0	0	1	0.3	
06 Where you live	5	3	5	4	0	0	10	3.1	
07 In a car	3	2	4	3	0	0	7	2.2	
08 Private parties	6	3	5	4	0	0	11	3.5	
09 Other	2	1	1	1	0	0	3	0.9	

Valid responses = all responses and blanks: since multiple responses were possible, more than 100% may be indicated.

20e. Where have you used amphetamines (diet pills, speed)

	Male		Female		Unknown		Total		
	Freq.	Pct.	Freq.	Pct.	Freq.	Pct.	Freq.	Pct.	
01 Never used	170	89	115	91	0	0	285	89.6	
02 On campus events	10	5	0	0	0	0	10	3.1	
03 Residence hall	2	1	1	1	0	0	3	0.9	
04 Frat/sorority	2	1	2	2	0	0	4	1.3	
05 Bar/restaurant	3	2	0	0	0	0	3	0.9	
06 Where you live	17	9	7	6	0	0	24	7.5	
07 In a car	4	2	2	2	0	0	6	1.9	
08 Private parties	5	3	3	2	0	0	8	2.5	
09 Other	6	3	1	1	0	0	7	2.2	

Valid responses = all responses and blanks: since multiple responses were possible, more than 100% may be indicated.

20f. Where have you used sedatives (downers, ludes)

	Male		Female		Unknown		Total		
	Freq.	Pct.	Freq.	Pct.	Freq.	Pct.	Freq.	Pct.	
01 Never used	177	92	120	95	0	0	297	93.4	
02 On campus events	1	1	1	1	0	0	2	0.6	
03 Residence hall	0	0	0	0	0	0	0	0.0	
04 Frat/sorority	1	1	0	0	0	0	1	0.3	
05 Bar/restaurant	1	1	0	0	0	0	1	0.3	
06 Where you live	8	4	5	4	0	0	13	4.1	
07 In a car	1	1	0	0	0	0	1	0.3	
08 Private parties	4	2	0	0	0	0	4	1.3	
09 Other	3	2	1	1	0	0	4	1.3	

Valid responses = all responses and blanks: since multiple responses were possible, more than 100% may be indicated.

20g. Where have you used hallucinogens (LSD, PCP)

	Male		Female		Unknown		Total		
	Freq.	Pct.	Freq.	Pct.	Freq.	Pct.	Freq.	Pct.	
01 Never used	165	86	119	94	0	0	284	89.3	
02 On campus events	2	1	1	1	0	0	3	0.9	
03 Residence hall	2	1	1	1	0	0	3	0.9	
04 Frat/sorority	1	1	2	2	0	0	3	0.9	
05 Bar/restaurant	0	0	2	2	0	0	2	0.6	
06 Where you live	16	8	3	2	0	0	19	6.0	
07 In a car	2	1	1	1	0	0	3	0.9	
08 Private parties	4	2	4	3	0	0	8	2.5	
09 Other	11	6	1	1	0	0	12	3.8	

Valid responses = all responses and blanks: since multiple responses were possible, more than 100% may be indicated.

20h. Where have you used opiates (heroin, smack, horse)

	Male		Female		Unknown		Total		
	Freq.	Pct.	Freq.	Pct.	Freq.	Pct.	Freq.	Pct.	
01 Never used	183	95	123	98	0	0	306	96.2	
02 On campus events	1	1	0	0	0	0	1	0.3	
03 Residence hall	0	0	0	0	0	0	0	0.0	
04 Frat/sorority	1	1	0	0	0	0	1	0.3	
05 Bar/restaurant	0	0	1	1	0	0	1	0.3	
06 Where you live	4	2	2	2	0	0	6	1.9	
07 In a car	1	1	1	1	0	0	2	0.6	
08 Private parties	2	1	1	1	0	0	3	0.9	
09 Other	4	2	1	1	0	0	5	1.6	

Valid responses = all responses and blanks: since multiple responses were possible, more than 100% may be indicated.

20i. Where have you used inhalants (glue, solvents, gas)

	Male		Female		Unknown		Total		
	Freq.	Pct.	Freq.	Pct.	Freq.	Pct.	Freq.	Pct.	
01 Never used	187	97	122	97	0	0	309	97.2	
02 On campus events	0	0	0	0	0	0	0	0.0	
03 Residence hall	0	0	0	0	0	0	0	0.0	
04 Frat/sorority	0	0	0	0	0	0	0	0.0	
05 Bar/restaurant	0	0	0	0	0	0	0	0.0	
06 Where you live	1	1	2	2	0	0	3	0.9	
07 In a car	0	0	0	0	0	0	0	0.0	
08 Private parties	0	0	1	1	0	0	1	0.3	
09 Other	3	2	1	1	0	0	4	1.3	

Valid responses = all responses and blanks: since multiple responses were possible, more than 100% may be indicated.

20j. Where have you used designer drugs (ecstasy, MDMA)

	Male		Female		Unknown		Total		
	Freq.	Pct.	Freq.	Pct.	Freq.	Pct.	Freq.	Pct.	
01 Never used	181	94	122	97	0	0	303	95.3	
02 On campus events	1	1	0	0	0	0	1	0.3	
03 Residence hall	0	0	0	0	0	0	0	0.0	
04 Frat/sorority	1	1	0	0	0	0	1	0.3	
05 Bar/restaurant	1	1	2	2	0	0	3	0.9	
06 Where you live	4	2	3	2	0	0	7	2.2	
07 In a car	0	0	0	0	0	0	0	0.0	
08 Private parties	5	3	2	2	0	0	7	2.2	
09 Other	5	3	0	0	0	0	5	1.6	

Valid responses = all responses and blanks: since multiple responses were possible, more than 100% may be indicated.

20k. Where have you used steroids

	Male		Female		Unknown		Total		
	Freq.	Pct.	Freq.	Pct.	Freq.	Pct.	Freq.	Pct.	
01 Never used	188	98	124	98	0	0	312	98.1	
02 On campus events	1	1	0	0	0	0	1	0.3	
03 Residence hall	0	0	0	0	0	0	0	0.0	
04 Frat/sorority	0	0	0	0	0	0	0	0.0	
05 Bar/restaurant	1	1	0	0	0	0	1	0.3	
06 Where you live	2	1	0	0	0	0	2	0.6	
07 In a car	1	1	0	0	0	0	1	0.3	
08 Private parties	1	1	0	0	0	0	1	0.3	
09 Other	1	1	0	0	0	0	1	0.3	

Valid responses = all responses and blanks: since multiple responses were possible, more than 100% may be indicated.

20l. Where have you used other illegal drugs

	Male		Female		Unknown		Total		
	Freq.	Pct.	Freq.	Pct.	Freq.	Pct.	Freq.	Pct.	
01 Never used	182	95	122	97	0	0	304	95.6	
02 On campus events	0	0	0	0	0	0	0	0.0	
03 Residence hall	1	1	1	1	0	0	2	0.6	
04 Frat/sorority	0	0	0	0	0	0	0	0.0	
05 Bar/restaurant	0	0	0	0	0	0	0	0.0	
06 Where you live	6	3	2	2	0	0	8	2.5	
07 In a car	0	0	0	0	0	0	0	0.0	
08 Private parties	4	2	1	1	0	0	5	1.6	
09 Other	4	2	2	2	0	0	6	1.9	

Valid responses = all responses and blanks: since multiple responses were possible, more than 100% may be indicated.

21a. Please indicate how often you have experienced the following due to your drinking or drug use during the last year...

a. Had a hangover

	Male		Female		Unknown		Total		
	Freq.	Pct.	Freq.	Pct.	Freq.	Pct.	Freq.	Pct.	
01 Never	71	37	64	51	0	0	135	42.6	
02 Once	20	10	16	13	0	0	36	11.4	
03 Twice	19	10	14	11	0	0	33	10.4	
04 3-5 times	31	16	14	11	0	0	45	14.2	
05 6-9 times	20	10	9	7	0	0	29	9.1	
06 10 or more times	31	16	8	6	0	0	39	12.3	
Valid responses =	192	61	125	39	0	0	317	99.7	

Invalid responses include no response or multiple responses.

21b. Please indicate how often you have experienced the following due to your drinking or drug use during the last year...

b. Performed poorly on a test or important project

	Male		Female		Unknown		Total		
	Freq.	Pct.	Freq.	Pct.	Freq.	Pct.	Freq.	Pct.	
01 Never	165	86	112	90	0	0	277	87.9	
02 Once	16	8	9	7	0	0	25	7.9	
03 Twice	4	2	0	0	0	0	4	1.3	
04 3-5 times	6	3	3	2	0	0	9	2.9	
05 6-9 times	0	0	0	0	0	0	0	0.0	
06 10 or more times	0	0	0	0	0	0	0	0.0	
Valid responses =	191	61	124	39	0	0	315	99.1	

Invalid responses include no response or multiple responses.

21c. Please indicate how often you have experienced the following due to your drinking or drug use during the last year...

c. Been in trouble with police, residence hall, or other college authorities

	Male		Female		Unknown		Total		
	Freq.	Pct.	Freq.	Pct.	Freq.	Pct.	Freq.	Pct.	
01 Never	178	93	121	97	0	0	299	94.3	
02 Once	14	7	3	2	0	0	17	5.4	
03 Twice	0	0	1	1	0	0	1	0.3	
04 3-5 times	0	0	0	0	0	0	0	0.0	
05 6-9 times	0	0	0	0	0	0	0	0.0	
06 10 or more times	0	0	0	0	0	0	0	0.0	
Valid responses =	192	61	125	39	0	0	317	99.7	

Invalid responses include no response or multiple responses.

21d. Please indicate how often you have experienced the following due to your drinking or drug use during the last year...

d. Damaged property, pulled fire alarm, etc.

	Male		Female		Unknown		Total		
	Freq.	Pct.	Freq.	Pct.	Freq.	Pct.	Freq.	Pct.	
01 Never	176	92	123	99	0	0	299	94.6	
02 Once	8	4	0	0	0	0	8	2.5	
03 Twice	4	2	1	1	0	0	5	1.6	
04 3-5 times	3	2	0	0	0	0	3	0.9	
05 6-9 times	1	1	0	0	0	0	1	0.3	
06 10 or more times	0	0	0	0	0	0	0	0.0	
Valid responses =	192	61	124	39	0	0	316	99.4	

Invalid responses include no response or multiple responses.

21e. Please indicate how often you have experienced the following due to your drinking or drug use during the last year...

e. Got into an argument or fight

	Male		Female		Unknown		Total		
	Freq.	Pct.	Freq.	Pct.	Freq.	Pct.	Freq.	Pct.	
01 Never	149	78	92	74	0	0	241	76.8	
02 Once	18	9	13	10	0	0	31	9.9	
03 Twice	14	7	8	6	0	0	22	7.0	
04 3-5 times	8	4	9	7	0	0	17	5.4	
05 6-9 times	1	1	2	2	0	0	3	1.0	
06 10 or more times	0	0	0	0	0	0	0	0.0	
Valid responses =	190	61	124	39	0	0	314	98.7	

Invalid responses include no response or multiple responses.

21f. Please indicate how often you have experienced the following due to your drinking or drug use during the last year...

f. Got nauseated or vomited

	Male		Female		Unknown		Total		
	Freq.	Pct.	Freq.	Pct.	Freq.	Pct.	Freq.	Pct.	
01 Never	94	49	64	52	0	0	158	50.3	
02 Once	23	12	23	19	0	0	46	14.6	
03 Twice	28	15	12	10	0	0	40	12.7	
04 3-5 times	33	17	19	16	0	0	52	16.6	
05 6-9 times	5	3	3	2	0	0	8	2.5	
06 10 or more times	9	5	1	1	0	0	10	3.2	
Valid responses =	192	61	122	39	0	0	314	98.7	

Invalid responses include no response or multiple responses.

21g. Please indicate how often you have experienced the following due to your drinking or drug use during the last year...

g. Driven a car while under the influence

	Male		Female		Unknown		Total		
	Freq.	Pct.	Freq.	Pct.	Freq.	Pct.	Freq.	Pct.	
01 Never	154	80	110	89	0	0	264	83.5	
02 Once	15	8	9	7	0	0	24	7.6	
03 Twice	8	4	0	0	0	0	8	2.5	
04 3-5 times	6	3	4	3	0	0	10	3.2	
05 6-9 times	2	1	1	1	0	0	3	0.9	
06 10 or more times	7	4	0	0	0	0	7	2.2	
Valid responses =	192	61	124	39	0	0	316	99.4	

Invalid responses include no response or multiple responses.

21h. Please indicate how often you have experienced the following due to your drinking or drug use during the last year...

h. Missed a class

	Male		Female		Unknown		Total		
	Freq.	Pct.	Freq.	Pct.	Freq.	Pct.	Freq.	Pct.	
01 Never	146	76	94	76	0	0	240	76.2	
02 Once	15	8	10	8	0	0	25	7.9	
03 Twice	11	6	11	9	0	0	22	7.0	
04 3-5 times	11	6	4	3	0	0	15	4.8	
05 6-9 times	6	3	4	3	0	0	10	3.2	
06 10 or more times	3	2	0	0	0	0	3	1.0	
Valid responses =	192	61	123	39	0	0	315	99.1	

Invalid responses include no response or multiple responses.

21i. Please indicate how often you have experienced the following due to your drinking or drug use during the last year...

i. Been criticized by someone I know

	Male		Female		Unknown		Total		
	Freq.	Pct.	Freq.	Pct.	Freq.	Pct.	Freq.	Pct.	
01 Never	152	79	98	79	0	0	250	79.1	
02 Once	15	8	11	9	0	0	26	8.2	
03 Twice	15	8	5	4	0	0	20	6.3	
04 3-5 times	6	3	8	6	0	0	14	4.4	
05 6-9 times	1	1	1	1	0	0	2	0.6	
06 10 or more times	3	2	1	1	0	0	4	1.3	
Valid responses =	192	61	124	39	0	0	316	99.4	

Invalid responses include no response or multiple responses.

21j. Please indicate how often you have experienced the following due to your drinking or drug use during the last year...

j. Thought I might have a drinking or other drug problem

	Male		Female		Unknown		Total		
	Freq.	Pct.	Freq.	Pct.	Freq.	Pct.	Freq.	Pct.	
01 Never	167	87	117	94	0	0	284	89.9	
02 Once	13	7	1	1	0	0	14	4.4	
03 Twice	4	2	1	1	0	0	5	1.6	
04 3-5 times	3	2	4	3	0	0	7	2.2	
05 6-9 times	1	1	1	1	0	0	2	0.6	
06 10 or more times	4	2	0	0	0	0	4	1.3	
Valid responses =	192	61	124	39	0	0	316	99.4	

Invalid responses include no response or multiple responses.

21k. Please indicate how often you have experienced the following due to your drinking or drug use during the last year...

k. Had a memory loss

	Male		Female		Unknown		Total		
	Freq.	Pct.	Freq.	Pct.	Freq.	Pct.	Freq.	Pct.	
01 Never	122	64	87	71	0	0	209	66.8	
02 Once	26	14	15	12	0	0	41	13.1	
03 Twice	12	6	11	9	0	0	23	7.3	
04 3-5 times	18	9	8	7	0	0	26	8.3	
05 6-9 times	5	3	2	2	0	0	7	2.2	
06 10 or more times	7	4	0	0	0	0	7	2.2	
Valid responses =	190	61	123	39	0	0	313	98.4	

Invalid responses include no response or multiple responses.

21l. Please indicate how often you have experienced the following due to your drinking or drug use during the last year...

l. Done something I later regretted

	Male		Female		Unknown		Total		
	Freq.	Pct.	Freq.	Pct.	Freq.	Pct.	Freq.	Pct.	
01 Never	138	73	92	75	0	0	230	73.5	
02 Once	21	11	11	9	0	0	32	10.2	
03 Twice	15	8	9	7	0	0	24	7.7	
04 3-5 times	11	6	11	9	0	0	22	7.0	
05 6-9 times	1	1	0	0	0	0	1	0.3	
06 10 or more times	4	2	0	0	0	0	4	1.3	
Valid responses =	190	61	123	39	0	0	313	98.4	

Invalid responses include no response or multiple responses.

21m. Please indicate how often you have experienced the following due to your drinking or drug use during the last year...

m. Been arrested for DWI/DUI

	Male		Female		Unknown		Total		
	Freq.	Pct.	Freq.	Pct.	Freq.	Pct.	Freq.	Pct.	
01 Never	192	100	123	100	0	0	315	100.0	
02 Once	0	0	0	0	0	0	0	0.0	
03 Twice	0	0	0	0	0	0	0	0.0	
04 3-5 times	0	0	0	0	0	0	0	0.0	
05 6-9 times	0	0	0	0	0	0	0	0.0	
06 10 or more times	0	0	0	0	0	0	0	0.0	
Valid responses =	192	61	123	39	0	0	315	99.1	

Invalid responses include no response or multiple responses.

21n. Please indicate how often you have experienced the following due to your drinking or drug use during the last year...

n. Have been taken advantage of sexually

	Male		Female		Unknown		Total		
	Freq.	Pct.	Freq.	Pct.	Freq.	Pct.	Freq.	Pct.	
01 Never	182	96	107	88	0	0	289	92.9	
02 Once	5	3	13	11	0	0	18	5.8	
03 Twice	1	1	2	2	0	0	3	1.0	
04 3-5 times	0	0	0	0	0	0	0	0.0	
05 6-9 times	0	0	0	0	0	0	0	0.0	
06 10 or more times	1	1	0	0	0	0	1	0.3	
Valid responses =	189	61	122	39	0	0	311	97.8	

Invalid responses include no response or multiple responses.

21o. Please indicate how often you have experienced the following due to your drinking or drug use during the last year...

o. Have taken advantage of another sexually

	Male		Female		Unknown		Total		
	Freq.	Pct.	Freq.	Pct.	Freq.	Pct.	Freq.	Pct.	
01 Never	184	96	122	98	0	0	306	97.1	
02 Once	3	2	2	2	0	0	5	1.6	
03 Twice	1	1	0	0	0	0	1	0.3	
04 3-5 times	1	1	0	0	0	0	1	0.3	
05 6-9 times	1	1	0	0	0	0	1	0.3	
06 10 or more times	1	1	0	0	0	0	1	0.3	
Valid responses =	191	61	124	39	0	0	315	99.1	

Invalid responses include no response or multiple responses.

21p. Please indicate how often you have experienced the following due to your drinking or drug use during the last year...

p. Tried unsuccessfully to stop using

	Male		Female		Unknown		Total		
	Freq.	Pct.	Freq.	Pct.	Freq.	Pct.	Freq.	Pct.	
01 Never	183	96	121	98	0	0	304	96.8	
02 Once	5	3	1	1	0	0	6	1.9	
03 Twice	2	1	1	1	0	0	3	1.0	
04 3-5 times	1	1	0	0	0	0	1	0.3	
05 6-9 times	0	0	0	0	0	0	0	0.0	
06 10 or more times	0	0	0	0	0	0	0	0.0	
Valid responses =	191	61	123	39	0	0	314	98.7	

Invalid responses include no response or multiple responses.

21q. Please indicate how often you have experienced the following due to your drinking or drug use during the last year...

q. Seriously thought about suicide

	Male		Female		Unknown		Total		
	Freq.	Pct.	Freq.	Pct.	Freq.	Pct.	Freq.	Pct.	
01 Never	183	96	119	98	0	0	302	96.8	
02 Once	1	1	2	2	0	0	3	1.0	
03 Twice	3	2	0	0	0	0	3	1.0	
04 3-5 times	1	1	1	1	0	0	2	0.6	
05 6-9 times	1	1	0	0	0	0	1	0.3	
06 10 or more times	1	1	0	0	0	0	1	0.3	
Valid responses =	190	61	122	39	0	0	312	98.1	

Invalid responses include no response or multiple responses.

21r. Please indicate how often you have experienced the following due to your drinking or drug use during the last year...

r. Seriously tried to commit suicide

	Male		Female		Unknown		Total		
	Freq.	Pct.	Freq.	Pct.	Freq.	Pct.	Freq.	Pct.	
01 Never	190	99	121	99	0	0	311	99.0	
02 Once	2	1	1	1	0	0	3	1.0	
03 Twice	0	0	0	0	0	0	0	0.0	
04 3-5 times	0	0	0	0	0	0	0	0.0	
05 6-9 times	0	0	0	0	0	0	0	0.0	
06 10 or more times	0	0	0	0	0	0	0	0.0	
Valid responses =	192	61	122	39	0	0	314	98.7	

Invalid responses include no response or multiple responses.

21s. Please indicate how often you have experienced the following due to your drinking or drug use during the last year...

s. Been hurt or injured

	Male		Female		Unknown		Total		
	Freq.	Pct.	Freq.	Pct.	Freq.	Pct.	Freq.	Pct.	
01 Never	168	88	112	90	0	0	280	88.6	
02 Once	11	6	6	5	0	0	17	5.4	
03 Twice	10	5	4	3	0	0	14	4.4	
04 3-5 times	3	2	2	2	0	0	5	1.6	
05 6-9 times	0	0	0	0	0	0	0	0.0	
06 10 or more times	0	0	0	0	0	0	0	0.0	
Valid responses =	192	61	124	39	0	0	316	99.4	

Invalid responses include no response or multiple responses.

22. Have any of your family had alcohol or other drug problems

	Male		Female		Unknown		Total		
	Freq.	Pct.	Freq.	Pct.	Freq.	Pct.	Freq.	Pct.	
01 Mother	13	7	9	7	0	0	22	6.9	
02 Father	24	13	17	13	0	0	41	12.9	
03 Stepmother	1	1	2	2	0	0	3	0.9	
04 Stepfather	6	3	1	1	0	0	7	2.2	
05 Brothers/sisters	14	7	13	10	0	0	27	8.5	
06 Mother's parents	24	13	25	20	0	0	49	15.4	
07 Father's parents	24	13	24	19	0	0	48	15.1	
08 Aunts/uncles	47	24	49	39	0	0	96	30.2	
09 Spouse	1	1	3	2	0	0	4	1.3	
10 Children	0	0	1	1	0	0	1	0.3	
11 None	104	54	46	37	0	0	150	47.2	

Valid responses = all responses and blanks: since multiple responses were possible, more than 100% may be indicated.

23. If you volunteer any of your time on or off campus to help others, please indicate the approximate number of hours per month and principal activity

	Male		Female		Unknown		Total		
	Freq.	Pct.	Freq.	Pct.	Freq.	Pct.	Freq.	Pct.	
01 Less than 1 hour	83	49	44	36	0	0	127	43.8	
02 1-4 hours	42	25	35	29	0	0	77	26.6	
03 5-9 hours	22	13	23	19	0	0	45	15.5	
04 10-15 hours	11	7	9	7	0	0	20	6.9	
05 16 or more hours	11	7	10	8	0	0	21	7.2	
Valid responses =	169	58	121	42	0	0	290	91.2	

Invalid responses include no response or multiple responses.

24a. Within the last year to what extent have you participated in any of the following activities

a. Intercollegiate athletics

	Male		Female		Unknown		Total		
	Freq.	Pct.	Freq.	Pct.	Freq.	Pct.	Freq.	Pct.	
01 Not involved	171	89	116	92	0	0	287	90.3	
02 Actively involved	17	9	8	6	0	0	25	7.9	
03 Leadership position	4	2	2	2	0	0	6	1.9	
Valid responses =	192	60	126	40	0	0	318	100.0	

Invalid responses include no response or multiple responses.

24b. Within the last year to what extent have you participated in any of the following activities

b. Intramural or club sports

	Male		Female		Unknown		Total		
	Freq.	Pct.	Freq.	Pct.	Freq.	Pct.	Freq.	Pct.	
01 Not involved	99	52	70	56	0	0	169	53.1	
02 Actively involved	75	39	43	34	0	0	118	37.1	
03 Leadership position	18	9	13	10	0	0	31	9.7	
Valid responses =	192	60	126	40	0	0	318	100.0	

Invalid responses include no response or multiple responses.

24c. Within the last year to what extent have you participated in any of the following activities

c. Social fraternities or sororities

	Male		Female		Unknown		Total		
	Freq.	Pct.	Freq.	Pct.	Freq.	Pct.	Freq.	Pct.	
01 Not involved	157	82	94	76	0	0	251	79.7	
02 Attended	15	8	12	10	0	0	27	8.6	
03 Actively involved	8	4	9	7	0	0	17	5.4	
04 Leadership position	11	6	9	7	0	0	20	6.3	
Valid responses =	191	61	124	39	0	0	315	99.1	

Invalid responses include no response or multiple responses.

24d. Within the last year to what extent have you participated in any of the following activities

d. Religious and interfaith groups

	Male		Female		Unknown		Total		
	Freq.	Pct.	Freq.	Pct.	Freq.	Pct.	Freq.	Pct.	
01 Not involved	140	73	74	59	0	0	214	67.3	
02 Attended	28	15	26	21	0	0	54	17.0	
03 Actively involved	18	9	18	14	0	0	36	11.3	
04 Leadership position	6	3	8	6	0	0	14	4.4	
Valid responses =	192	60	126	40	0	0	318	100.0	

Invalid responses include no response or multiple responses.

24e. Within the last year to what extent have you participated in any of the following activities

e. International and language groups

	Male		Female		Unknown		Total		
	Freq.	Pct.	Freq.	Pct.	Freq.	Pct.	Freq.	Pct.	
01 Not involved	178	93	108	86	0	0	286	90.2	
02 Attended	9	5	10	8	0	0	19	6.0	
03 Actively involved	4	2	5	4	0	0	9	2.8	
04 Leadership position	0	0	3	2	0	0	3	0.9	
Valid responses =	191	60	126	40	0	0	317	99.7	

Invalid responses include no response or multiple responses.

24f. Within the last year to what extent have you participated in any of the following activities

f. Minority and ethnic organizations

	Male		Female		Unknown		Total		
	Freq.	Pct.	Freq.	Pct.	Freq.	Pct.	Freq.	Pct.	
01 Not involved	180	94	107	85	0	0	287	90.5	
02 Attended	8	4	10	8	0	0	18	5.7	
03 Actively involved	2	1	6	5	0	0	8	2.5	
04 Leadership position	1	1	3	2	0	0	4	1.3	
Valid responses =	191	60	126	40	0	0	317	99.7	

Invalid responses include no response or multiple responses.

24g. Within the last year to what extent have you participated in any of the following activities

g. Political and social action groups

	Male		Female		Unknown		Total		
	Freq.	Pct.	Freq.	Pct.	Freq.	Pct.	Freq.	Pct.	
01 Not involved	175	92	112	89	0	0	287	90.8	
02 Attended	6	3	5	4	0	0	11	3.5	
03 Actively involved	5	3	6	5	0	0	11	3.5	
04 Leadership position	4	2	3	2	0	0	7	2.2	
Valid responses =	190	60	126	40	0	0	316	99.4	

Invalid responses include no response or multiple responses.

24h. Within the last year to what extent have you participated in any of the following activities

h. Music and other performing arts groups

	Male		Female		Unknown		Total		
	Freq.	Pct.	Freq.	Pct.	Freq.	Pct.	Freq.	Pct.	
01 Not involved	142	75	78	62	0	0	220	69.6	
02 Attended	32	17	31	25	0	0	63	19.9	
03 Actively involved	12	6	15	12	0	0	27	8.5	
04 Leadership position	4	2	2	2	0	0	6	1.9	
Valid responses =	190	60	126	40	0	0	316	99.4	

Invalid responses include no response or multiple responses.

24i. Within the last year to what extent have you participated in any of the following activities

i. Student newspaper, radio, TV, magazine, etc.

	Male		Female		Unknown		Total		
	Freq.	Pct.	Freq.	Pct.	Freq.	Pct.	Freq.	Pct.	
01 Not involved	166	86	109	87	0	0	275	86.8	
02 Attended	12	6	9	7	0	0	21	6.6	
03 Actively involved	11	6	4	3	0	0	15	4.7	
04 Leadership position	3	2	3	2	0	0	6	1.9	
Valid responses =	192	61	125	39	0	0	317	99.7	

Invalid responses include no response or multiple responses.

25a1. In the first column, indicate whether any of the following have happened to you within the last year while you were in and around campus. If you answered yes to any of these items, indicate in the second column if you had consumed alcohol or other drugs shortly before these incidents.

a. Ethnic or racial harassment (happened to you)

	Male		Female		Unknown		Total	
	Freq.	Pct.	Freq.	Pct.	Freq.	Pct.	Freq.	Pct.
01 Yes	2	1	5	4	0	0	7	2.2
02 No	188	99	121	96	0	0	309	97.8
Valid responses =	190	60	126	40	0	0	316	99.4

Invalid responses include no response or multiple responses.

25b1. In the first column, indicate whether any of the following have happened to you within the last year while you were in and around campus. If you answered yes to any of these items, indicate in the second column if you had consumed alcohol or other drugs shortly before these incidents.

b. Threats of physical violence (happened to you)

	Male		Female		Unknown		Total	
	Freq.	Pct.	Freq.	Pct.	Freq.	Pct.	Freq.	Pct.
01 Yes	15	8	9	7	0	0	24	7.6
02 No	174	92	117	93	0	0	291	92.4
Valid responses =	189	60	126	40	0	0	315	99.1

Invalid responses include no response or multiple responses.

25c1. In the first column, indicate whether any of the following have happened to you within the last year while you were in and around campus. If you answered yes to any of these items, indicate in the second column if you had consumed alcohol or other drugs shortly before these incidents.

c. Actual physical violence (happened to you)

	Male		Female		Unknown		Total	
	Freq.	Pct.	Freq.	Pct.	Freq.	Pct.	Freq.	Pct.
01 Yes	8	4	4	3	0	0	12	3.8
02 No	181	96	121	97	0	0	302	96.2
Valid responses =	189	60	125	40	0	0	314	98.7

Invalid responses include no response or multiple responses.

25d1. In the first column, indicate whether any of the following have happened to you within the last year while you were in and around campus. If you answered yes to any of these items, indicate in the second column if you had consumed alcohol or other drugs shortly before these incidents.

d. Theft involving force or threat of force (happened to you)

	Male		Female		Unknown		Total	
	Freq.	Pct.	Freq.	Pct.	Freq.	Pct.	Freq.	Pct.
01 Yes	0	0	0	0	0	0	0	0.0
02 No	187	100	126	100	0	0	313	100.0
Valid responses =	187	60	126	40	0	0	313	98.4

Invalid responses include no response or multiple responses.

25e1. In the first column, indicate whether any of the following have happened to you within the last year while you were in and around campus. If you answered yes to any of these items, indicate in the second column if you had consumed alcohol or other drugs shortly before these incidents.

e. Forced sexual touching or fondling (happened to you)

	Male		Female		Unknown		Total	
	Freq.	Pct.	Freq.	Pct.	Freq.	Pct.	Freq.	Pct.
01 Yes	3	2	9	7	0	0	12	3.8
02 No	187	98	116	93	0	0	303	96.2
Valid responses =	190	60	125	40	0	0	315	99.1

Invalid responses include no response or multiple responses.

25f1. In the first column, indicate whether any of the following have happened to you within the last year while you were in and around campus. If you answered yes to any of these items, indicate in the second column if you had consumed alcohol or other drugs shortly before these incidents.

f. Unwanted sexual intercourse (happened to you)

	Male		Female		Unknown		Total	
	Freq.	Pct.	Freq.	Pct.	Freq.	Pct.	Freq.	Pct.
01 Yes	2	1	6	5	0	0	8	2.6
02 No	187	99	118	95	0	0	305	97.4
Valid responses =	189	60	124	40	0	0	313	98.4

Invalid responses include no response or multiple responses.

25a2. In the first column, indicate whether any of the following have happened to you within the last year while you were in and around campus. If you answered yes to any of these items, indicate in the second column if you had consumed alcohol or other drugs shortly before these incidents.

a. Ethnic or racial harassment (had consumed alcohol or drugs)

	Male		Female		Unknown		Total	
	Freq.	Pct.	Freq.	Pct.	Freq.	Pct.	Freq.	Pct.
01 Yes	0	0	1	20	0	0	1	14.3
02 No	2	100	4	80	0	0	6	85.7
Valid responses =	2	29	5	71	0	0	7	2.2

Invalid responses include no response or multiple responses.

25b2. In the first column, indicate whether any of the following have happened to you within the last year while you were in and around campus. If you answered yes to any of these items, indicate in the second column if you had consumed alcohol or other drugs shortly before these incidents.

b. Threats of physical violence (had consumed alcohol or drugs)

	Male		Female		Unknown		Total	
	Freq.	Pct.	Freq.	Pct.	Freq.	Pct.	Freq.	Pct.
01 Yes	2	14	3	33	0	0	5	21.7
02 No	12	86	6	67	0	0	18	78.3
Valid responses =	14	61	9	39	0	0	23	7.2

Invalid responses include no response or multiple responses.

25c2. In the first column, indicate whether any of the following have happened to you within the last year while you were in and around campus. If you answered yes to any of these items, indicate in the second column if you had consumed alcohol or other drugs shortly before these incidents.

c. Actual physical violence (had consumed alcohol or drugs)

	Male		Female		Unknown		Total	
	Freq.	Pct.	Freq.	Pct.	Freq.	Pct.	Freq.	Pct.
01 Yes	2	25	1	33	0	0	3	27.3
02 No	6	75	2	67	0	0	8	72.7
Valid responses =	8	73	3	27	0	0	11	3.5

Invalid responses include no response or multiple responses.

25d2. In the first column, indicate whether any of the following have happened to you within the last year while you were in and around campus. If you answered yes to any of these items, indicate in the second column if you had consumed alcohol or other drugs shortly before these incidents.

d. Theft involving force or threat of force (had consumed alcohol or drugs)

	Male		Female		Unknown		Total	
	Freq.	Pct.	Freq.	Pct.	Freq.	Pct.	Freq.	Pct.
01 Yes	0	0	0	0	0	0	0	0.0
02 No	0	0	0	0	0	0	0	0.0
Valid responses =	0	0	0	0	0	0	0	0.0

Invalid responses include no response or multiple responses.

25e2. In the first column, indicate whether any of the following have happened to you within the last year while you were in and around campus. If you answered yes to any of these items, indicate in the second column if you had consumed alcohol or other drugs shortly before these incidents.

e. Forced sexual touching or fondling (had consumed alcohol or drugs)

	Male		Female		Unknown		Total		
	Freq.	Pct.	Freq.	Pct.	Freq.	Pct.	Freq.	Pct.	
01 Yes	1	33	4	44	0	0	5	41.7	
02 No	2	67	5	56	0	0	7	58.3	
Valid responses =	3	25	9	75	0	0	12	3.8	

Invalid responses include no response or multiple responses.

25f2. In the first column, indicate whether any of the following have happened to you within the last year while you were in and around campus. If you answered yes to any of these items, indicate in the second column if you had consumed alcohol or other drugs shortly before these incidents.

f. Unwanted sexual intercourse (had consumed alcohol or drugs)

	Male		Female		Unknown		Total		
	Freq.	Pct.	Freq.	Pct.	Freq.	Pct.	Freq.	Pct.	
01 Yes	2	100	4	67	0	0	6	75.0	
02 No	0	0	2	33	0	0	2	25.0	
Valid responses =	2	25	6	75	0	0	8	2.5	

Invalid responses include no response or multiple responses.

26a. How do you think your close friends feel (or would feel) about you...

a. Trying marijuana once or twice

	Male		Female		Unknown		Total		
	Freq.	Pct.	Freq.	Pct.	Freq.	Pct.	Freq.	Pct.	
01 Don't disapprove	111	59	61	48	0	0	172	54.8	
02 Disapprove	39	21	30	24	0	0	69	22.0	
03 Strongly disapprove	38	20	35	28	0	0	73	23.2	
Valid responses =	188	60	126	40	0	0	314	98.7	

Invalid responses include no response or multiple responses.

26b. How do you think your close friends feel (or would feel) about you...

b. Smoking marijuana occasionally

	Male		Female		Unknown		Total		
	Freq.	Pct.	Freq.	Pct.	Freq.	Pct.	Freq.	Pct.	
01 Don't disapprove	89	47	43	34	0	0	132	42.0	
02 Disapprove	41	22	31	25	0	0	72	22.9	
03 Strongly disapprove	58	31	52	41	0	0	110	35.0	
Valid responses =	188	60	126	40	0	0	314	98.7	

Invalid responses include no response or multiple responses.

26c. How do you think your close friends feel (or would feel) about you...

c. Smoking marijuana regularly

	Male		Female		Unknown		Total		
	Freq.	Pct.	Freq.	Pct.	Freq.	Pct.	Freq.	Pct.	
01 Don't disapprove	49	26	16	13	0	0	65	20.6	
02 Disapprove	53	28	40	32	0	0	93	29.5	
03 Strongly disapprove	87	46	70	56	0	0	157	49.8	
Valid responses =	189	60	126	40	0	0	315	99.1	

Invalid responses include no response or multiple responses.

26d. How do you think your close friends feel (or would feel) about you...

d. Trying cocaine once or twice

	Male		Female		Unknown		Total	
	Freq.	Pct.	Freq.	Pct.	Freq.	Pct.	Freq.	Pct.
01 Don't disapprove	19	10	16	13	0	0	35	11.1
02 Disapprove	56	30	26	21	0	0	82	26.0
03 Strongly disapprove	114	60	84	67	0	0	198	62.9
Valid responses =	189	60	126	40	0	0	315	99.1

Invalid responses include no response or multiple responses.

26e. How do you think your close friends feel (or would feel) about you...

e. Taking cocaine regularly

	Male		Female		Unknown		Total	
	Freq.	Pct.	Freq.	Pct.	Freq.	Pct.	Freq.	Pct.
01 Don't disapprove	5	3	3	2	0	0	8	2.5
02 Disapprove	26	14	23	18	0	0	49	15.6
03 Strongly disapprove	158	84	100	79	0	0	258	81.9
Valid responses =	189	60	126	40	0	0	315	99.1

Invalid responses include no response or multiple responses.

26f. How do you think your close friends feel (or would feel) about you...

f. Trying LSD once or twice

	Male		Female		Unknown		Total	
	Freq.	Pct.	Freq.	Pct.	Freq.	Pct.	Freq.	Pct.
01 Don't disapprove	49	26	17	13	0	0	66	21.0
02 Disapprove	37	20	26	21	0	0	63	20.0
03 Strongly disapprove	103	54	83	66	0	0	186	59.0
Valid responses =	189	60	126	40	0	0	315	99.1

Invalid responses include no response or multiple responses.

26g. How do you think your close friends feel (or would feel) about you...

g. Taking LSD regularly

	Male		Female		Unknown		Total	
	Freq.	Pct.	Freq.	Pct.	Freq.	Pct.	Freq.	Pct.
01 Don't disapprove	9	5	4	3	0	0	13	4.1
02 Disapprove	38	20	20	16	0	0	58	18.5
03 Strongly disapprove	141	75	102	81	0	0	243	77.4
Valid responses =	188	60	126	40	0	0	314	98.7

Invalid responses include no response or multiple responses.

26h. How do you think your close friends feel (or would feel) about you...

h. Trying amphetamines once or twice

	Male		Female		Unknown		Total	
	Freq.	Pct.	Freq.	Pct.	Freq.	Pct.	Freq.	Pct.
01 Don't disapprove	29	15	14	11	0	0	43	13.7
02 Disapprove	46	24	29	23	0	0	75	24.0
03 Strongly disapprove	113	60	82	66	0	0	195	62.3
Valid responses =	188	60	125	40	0	0	313	98.4

Invalid responses include no response or multiple responses.

26i. How do you think your close friends feel (or would feel) about you...

i. Taking amphetamines regularly

	Male		Female		Unknown		Total	
	Freq.	Pct.	Freq.	Pct.	Freq.	Pct.	Freq.	Pct.
01 Don't disapprove	9	5	4	3	0	0	13	4.2
02 Disapprove	31	16	20	16	0	0	51	16.3
03 Strongly disapprove	149	79	100	81	0	0	249	79.6
Valid responses =	189	60	124	40	0	0	313	98.4

Invalid responses include no response or multiple responses.

26j. How do you think your close friends feel (or would feel) about you...

j. Taking one or two drinks of an alcoholic beverage (beer, wine, liquor) nearly every day

	Male		Female		Unknown		Total	
	Freq.	Pct.	Freq.	Pct.	Freq.	Pct.	Freq.	Pct.
01 Don't disapprove	106	57	49	39	0	0	155	49.7
02 Disapprove	59	32	45	36	0	0	104	33.3
03 Strongly disapprove	21	11	32	25	0	0	53	17.0
Valid responses =	186	60	126	40	0	0	312	98.1

Invalid responses include no response or multiple responses.

26k. How do you think your close friends feel (or would feel) about you...

k. Taking four or five drinks nearly every day

	Male		Female		Unknown		Total	
	Freq.	Pct.	Freq.	Pct.	Freq.	Pct.	Freq.	Pct.
01 Don't disapprove	30	16	8	6	0	0	38	12.1
02 Disapprove	73	39	40	32	0	0	113	36.0
03 Strongly disapprove	85	45	78	62	0	0	163	51.9
Valid responses =	188	60	126	40	0	0	314	98.7

Invalid responses include no response or multiple responses.

26l. How do you think your close friends feel (or would feel) about you...

l. Having five or more drinks in one setting

	Male		Female		Unknown		Total	
	Freq.	Pct.	Freq.	Pct.	Freq.	Pct.	Freq.	Pct.
01 Don't disapprove	99	52	42	34	0	0	141	45.0
02 Disapprove	43	23	28	23	0	0	71	22.7
03 Strongly disapprove	47	25	54	44	0	0	101	32.3
Valid responses =	189	60	124	40	0	0	313	98.4

Invalid responses include no response or multiple responses.

26m. How do you think your close friends feel (or would feel) about you...

m. Taking steroids for body building or improved athletic performance

	Male		Female		Unknown		Total	
	Freq.	Pct.	Freq.	Pct.	Freq.	Pct.	Freq.	Pct.
01 Don't disapprove	10	5	2	2	0	0	12	3.8
02 Disapprove	50	27	36	29	0	0	86	27.6
03 Strongly disapprove	127	68	87	70	0	0	214	68.6
Valid responses =	187	60	125	40	0	0	312	98.1

Invalid responses include no response or multiple responses.

27a. Do you believe that alcohol has any of the following effects

a. Breaks the ice

	Male		Female		Unknown		Total		
	Freq.	Pct.	Freq.	Pct.	Freq.	Pct.	Freq.	Pct.	
01 Yes	147	78	81	65	0	0	228	72.8	
02 No	41	22	44	35	0	0	85	27.2	
Valid responses =	188	60	125	40	0	0	313	98.4	

Invalid responses include no response or multiple responses.

27b. Do you believe that alcohol has any of the following effects

b. Enhances social activity

	Male		Female		Unknown		Total		
	Freq.	Pct.	Freq.	Pct.	Freq.	Pct.	Freq.	Pct.	
01 Yes	145	77	76	61	0	0	221	70.6	
02 No	43	23	49	39	0	0	92	29.4	
Valid responses =	188	60	125	40	0	0	313	98.4	

Invalid responses include no response or multiple responses.

27c. Do you believe that alcohol has any of the following effects

c. Makes it easier to deal with stress

	Male		Female		Unknown		Total		
	Freq.	Pct.	Freq.	Pct.	Freq.	Pct.	Freq.	Pct.	
01 Yes	90	48	38	31	0	0	128	41.0	
02 No	98	52	86	69	0	0	184	59.0	
Valid responses =	188	60	124	40	0	0	312	98.1	

Invalid responses include no response or multiple responses.

27d. Do you believe that alcohol has any of the following effects

d. Facilitates a connection with peers

	Male		Female		Unknown		Total		
	Freq.	Pct.	Freq.	Pct.	Freq.	Pct.	Freq.	Pct.	
01 Yes	127	68	55	44	0	0	182	58.1	
02 No	61	32	70	56	0	0	131	41.9	
Valid responses =	188	60	125	40	0	0	313	98.4	

Invalid responses include no response or multiple responses.

27e. Do you believe that alcohol has any of the following effects

e. Gives people something to talk about

	Male		Female		Unknown		Total		
	Freq.	Pct.	Freq.	Pct.	Freq.	Pct.	Freq.	Pct.	
01 Yes	138	73	69	55	0	0	207	66.1	
02 No	50	27	56	45	0	0	106	33.9	
Valid responses =	188	60	125	40	0	0	313	98.4	

Invalid responses include no response or multiple responses.

27f. Do you believe that alcohol has any of the following effects

f. Facilitates male bonding

	Male		Female		Unknown		Total		
	Freq.	Pct.	Freq.	Pct.	Freq.	Pct.	Freq.	Pct.	
01 Yes	124	66	56	45	0	0	180	57.5	
02 No	64	34	69	55	0	0	133	42.5	
Valid responses =	188	60	125	40	0	0	313	98.4	

Invalid responses include no response or multiple responses.

27g. Do you believe that alcohol has any of the following effects

g. Facilitates female bonding

	Male		Female		Unknown		Total		
	Freq.	Pct.	Freq.	Pct.	Freq.	Pct.	Freq.	Pct.	
01 Yes	103	55	43	34	0	0	146	46.6	
02 No	85	45	82	66	0	0	167	53.4	
Valid responses =	188	60	125	40	0	0	313	98.4	

Invalid responses include no response or multiple responses.

27h. Do you believe that alcohol has any of the following effects

h. Allows people to have more fun

	Male		Female		Unknown		Total		
	Freq.	Pct.	Freq.	Pct.	Freq.	Pct.	Freq.	Pct.	
01 Yes	117	62	55	44	0	0	172	55.1	
02 No	71	38	69	56	0	0	140	44.9	
Valid responses =	188	60	124	40	0	0	312	98.1	

Invalid responses include no response or multiple responses.

27i. Do you believe that alcohol has any of the following effects

i. Gives people something to do

	Male		Female		Unknown		Total		
	Freq.	Pct.	Freq.	Pct.	Freq.	Pct.	Freq.	Pct.	
01 Yes	160	85	96	77	0	0	256	81.8	
02 No	28	15	29	23	0	0	57	18.2	
Valid responses =	188	60	125	40	0	0	313	98.4	

Invalid responses include no response or multiple responses.

27j. Do you believe that alcohol has any of the following effects

j. Makes food taste better

	Male		Female		Unknown		Total		
	Freq.	Pct.	Freq.	Pct.	Freq.	Pct.	Freq.	Pct.	
01 Yes	56	30	11	9	0	0	67	21.5	
02 No	131	70	114	91	0	0	245	78.5	
Valid responses =	187	60	125	40	0	0	312	98.1	

Invalid responses include no response or multiple responses.

27k. Do you believe that alcohol has any of the following effects

k. Makes women sexier

	Male		Female		Unknown		Total		
	Freq.	Pct.	Freq.	Pct.	Freq.	Pct.	Freq.	Pct.	
01 Yes	69	37	14	11	0	0	83	26.7	
02 No	117	63	111	89	0	0	228	73.3	
Valid responses =	186	60	125	40	0	0	311	97.8	

Invalid responses include no response or multiple responses.

27l. Do you believe that alcohol has any of the following effects

l. Makes men sexier

	Male		Female		Unknown		Total		
	Freq.	Pct.	Freq.	Pct.	Freq.	Pct.	Freq.	Pct.	
01 Yes	28	15	12	10	0	0	40	12.8	
02 No	159	85	113	90	0	0	272	87.2	
Valid responses =	187	60	125	40	0	0	312	98.1	

Invalid responses include no response or multiple responses.

27m. Do you believe that alcohol has any of the following effects

m. Makes me sexier

	Male		Female		Unknown		Total		
	Freq.	Pct.	Freq.	Pct.	Freq.	Pct.	Freq.	Pct.	
01 Yes	36	19	10	8	0	0	46	14.7	
02 No	152	81	114	92	0	0	266	85.3	
Valid responses =	188	60	124	40	0	0	312	98.1	

Invalid responses include no response or multiple responses.

27n. Do you believe that alcohol has any of the following effects

n. Facilitates sexual opportunities

	Male		Female		Unknown		Total		
	Freq.	Pct.	Freq.	Pct.	Freq.	Pct.	Freq.	Pct.	
01 Yes	87	46	49	39	0	0	136	43.5	
02 No	101	54	76	61	0	0	177	56.5	
Valid responses =	188	60	125	40	0	0	313	98.4	

Invalid responses include no response or multiple responses.

28a. On this campus, drinking is a central part in the social life of the following groups

a. Male students

	Male		Female		Unknown		Total		
	Freq.	Pct.	Freq.	Pct.	Freq.	Pct.	Freq.	Pct.	
01 Yes	152	81	96	79	0	0	248	80.3	
02 No	35	19	26	21	0	0	61	19.7	
Valid responses =	187	61	122	39	0	0	309	97.2	

Invalid responses include no response or multiple responses.

28b. On this campus, drinking is a central part in the social life of the following groups

b. Female students

	Male		Female		Unknown		Total		
	Freq.	Pct.	Freq.	Pct.	Freq.	Pct.	Freq.	Pct.	
01 Yes	124	67	72	59	0	0	196	63.6	
02 No	62	33	50	41	0	0	112	36.4	
Valid responses =	186	60	122	40	0	0	308	96.9	

Invalid responses include no response or multiple responses.

28c. On this campus, drinking is a central part in the social life of the following groups

c. Faculty/staff

	Male		Female		Unknown		Total		
	Freq.	Pct.	Freq.	Pct.	Freq.	Pct.	Freq.	Pct.	
01 Yes	61	33	24	20	0	0	85	27.6	
02 No	126	67	97	80	0	0	223	72.4	
Valid responses =	187	61	121	39	0	0	308	96.9	

Invalid responses include no response or multiple responses.

28d. On this campus, drinking is a central part in the social life of the following groups

d. Alumni

	Male		Female		Unknown		Total		
	Freq.	Pct.	Freq.	Pct.	Freq.	Pct.	Freq.	Pct.	
01 Yes	99	53	58	48	0	0	157	51.0	
02 No	87	47	64	52	0	0	151	49.0	
Valid responses =	186	60	122	40	0	0	308	96.9	

Invalid responses include no response or multiple responses.

Michigan Technological University (Online) (2012 Other)

SIUC/Core Institute
374 East Grand Avenue
(618) 453-4420
Carbondale, IL 62901

Consortium Number =
Institution Number = 1445
Number of Surveys = 318

28e. On this campus, drinking is a central part in the social life of the following groups

e. Athletes

	Male		Female		Unknown		Total		
	Freq.	Pct.	Freq.	Pct.	Freq.	Pct.	Freq.	Pct.	
01 Yes	100	53	53	43	0	0	153	49.5	
02 No	87	47	69	57	0	0	156	50.5	
Valid responses =	187	61	122	39	0	0	309	97.2	

Invalid responses include no response or multiple responses.

28f. On this campus, drinking is a central part in the social life of the following groups

f. Fraternities

	Male		Female		Unknown		Total		
	Freq.	Pct.	Freq.	Pct.	Freq.	Pct.	Freq.	Pct.	
01 Yes	163	87	110	90	0	0	273	88.3	
02 No	24	13	12	10	0	0	36	11.7	
Valid responses =	187	61	122	39	0	0	309	97.2	

Invalid responses include no response or multiple responses.

28g. On this campus, drinking is a central part in the social life of the following groups

g. Sororities

	Male		Female		Unknown		Total		
	Freq.	Pct.	Freq.	Pct.	Freq.	Pct.	Freq.	Pct.	
01 Yes	145	78	94	77	0	0	239	77.6	
02 No	41	22	28	23	0	0	69	22.4	
Valid responses =	186	60	122	40	0	0	308	96.9	

Invalid responses include no response or multiple responses.

29a. Campus environment

a. Does the social atmosphere on this campus promote alcohol use

	Male		Female		Unknown		Total		
	Freq.	Pct.	Freq.	Pct.	Freq.	Pct.	Freq.	Pct.	
01 Yes	110	59	70	56	0	0	180	57.7	
02 No	77	41	55	44	0	0	132	42.3	
Valid responses =	187	60	125	40	0	0	312	98.1	

Invalid responses include no response or multiple responses.

29b. Campus environment

b. Does the social atmosphere promote other drug use

	Male		Female		Unknown		Total		
	Freq.	Pct.	Freq.	Pct.	Freq.	Pct.	Freq.	Pct.	
01 Yes	26	14	9	7	0	0	35	11.3	
02 No	160	86	116	93	0	0	276	88.7	
Valid responses =	186	60	125	40	0	0	311	97.8	

Invalid responses include no response or multiple responses.

29c. Campus environment

c. Do you feel safe on this campus

	Male		Female		Unknown		Total		
	Freq.	Pct.	Freq.	Pct.	Freq.	Pct.	Freq.	Pct.	
01 Yes	187	99	125	99	0	0	312	99.4	
02 No	1	1	1	1	0	0	2	0.6	
Valid responses =	188	60	126	40	0	0	314	98.7	

Invalid responses include no response or multiple responses.

30. Compared to other campuses with which you are familiar, this campus' use of alcohol is

	Male		Female		Unknown		Total		
	Freq.	Pct.	Freq.	Pct.	Freq.	Pct.	Freq.	Pct.	
01 Higher	71	38	34	27	0	0	105	33.9	
02 Lower	32	17	34	27	0	0	66	21.3	
03 About the same	83	45	56	45	0	0	139	44.8	
Valid responses =	186	60	124	40	0	0	310	97.5	

Invalid responses include no response or multiple responses.

31a. Housing preferences

a. If you live in university housing, do you live in a designated alcohol-free/drug-free residence hall

	Male		Female		Unknown		Total		
	Freq.	Pct.	Freq.	Pct.	Freq.	Pct.	Freq.	Pct.	
01 Yes	35	25	39	46	0	0	74	32.7	
02 No	107	75	45	54	0	0	152	67.3	
Valid responses =	142	63	84	37	0	0	226	71.1	

Invalid responses include no response or multiple responses.

31b. Housing preferences

b. If no, would you like to live in such a residence hall unit if it were available

	Male		Female		Unknown		Total		
	Freq.	Pct.	Freq.	Pct.	Freq.	Pct.	Freq.	Pct.	
01 Yes	11	11	7	16	0	0	18	12.2	
02 No	93	89	37	84	0	0	130	87.8	
Valid responses =	104	70	44	30	0	0	148	46.5	

Invalid responses include no response or multiple responses.

32a. To what extent do students on this campus care about the following issues

a. Alcohol and other drug use

	Male		Female		Unknown		Total		
	Freq.	Pct.	Freq.	Pct.	Freq.	Pct.	Freq.	Pct.	
01 Not at all	43	23	18	14	0	0	61	19.6	
02 Slightly	65	35	57	45	0	0	122	39.2	
03 Somewhat	71	38	46	37	0	0	117	37.6	
04 Very much	6	3	5	4	0	0	11	3.5	
Valid responses =	185	59	126	41	0	0	311	97.8	

Invalid responses include no response or multiple responses.

32b. To what extent do students on this campus care about the following issues

b. Campus vandalism

	Male		Female		Unknown		Total		
	Freq.	Pct.	Freq.	Pct.	Freq.	Pct.	Freq.	Pct.	
01 Not at all	23	12	21	17	0	0	44	14.1	
02 Slightly	33	18	39	31	0	0	72	23.2	
03 Somewhat	73	39	46	37	0	0	119	38.3	
04 Very much	56	30	20	16	0	0	76	24.4	
Valid responses =	185	59	126	41	0	0	311	97.8	

Invalid responses include no response or multiple responses.

32c. To what extent do students on this campus care about the following issues

c. Sexual assault

	Male		Female		Unknown		Total	
	Freq.	Pct.	Freq.	Pct.	Freq.	Pct.	Freq.	Pct.
01 Not at all	9	5	7	6	0	0	16	5.2
02 Slightly	16	9	17	13	0	0	33	10.7
03 Somewhat	31	17	44	35	0	0	75	24.4
04 Very much	126	69	58	46	0	0	184	59.7
Valid responses =	182	59	126	41	0	0	308	96.9

Invalid responses include no response or multiple responses.

32d. To what extent do students on this campus care about the following issues

d. Assaults that are non-sexual

	Male		Female		Unknown		Total	
	Freq.	Pct.	Freq.	Pct.	Freq.	Pct.	Freq.	Pct.
01 Not at all	11	6	10	8	0	0	21	6.8
02 Slightly	27	15	20	16	0	0	47	15.2
03 Somewhat	58	31	52	42	0	0	110	35.6
04 Very much	89	48	42	34	0	0	131	42.4
Valid responses =	185	60	124	40	0	0	309	97.2

Invalid responses include no response or multiple responses.

32e. To what extent do students on this campus care about the following issues

e. Harassment because of gender

	Male		Female		Unknown		Total	
	Freq.	Pct.	Freq.	Pct.	Freq.	Pct.	Freq.	Pct.
01 Not at all	16	9	16	13	0	0	32	10.3
02 Slightly	30	16	31	25	0	0	61	19.7
03 Somewhat	65	35	45	36	0	0	110	35.5
04 Very much	74	40	33	26	0	0	107	34.5
Valid responses =	185	60	125	40	0	0	310	97.5

Invalid responses include no response or multiple responses.

32f. To what extent do students on this campus care about the following issues

f. Harassment because of sexual orientation

	Male		Female		Unknown		Total	
	Freq.	Pct.	Freq.	Pct.	Freq.	Pct.	Freq.	Pct.
01 Not at all	17	9	14	11	0	0	31	10.0
02 Slightly	34	18	33	26	0	0	67	21.6
03 Somewhat	55	30	47	37	0	0	102	32.9
04 Very much	78	42	32	25	0	0	110	35.5
Valid responses =	184	59	126	41	0	0	310	97.5

Invalid responses include no response or multiple responses.

32g. To what extent do students on this campus care about the following issues

g. Harassment because of race or ethnicity

	Male		Female		Unknown		Total	
	Freq.	Pct.	Freq.	Pct.	Freq.	Pct.	Freq.	Pct.
01 Not at all	15	8	14	11	0	0	29	9.4
02 Slightly	31	17	25	20	0	0	56	18.2
03 Somewhat	61	33	53	43	0	0	114	37.0
04 Very much	77	42	32	26	0	0	109	35.4
Valid responses =	184	60	124	40	0	0	308	96.9

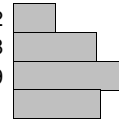
Invalid responses include no response or multiple responses.

32h. To what extent do students on this campus care about the following issues

h. harassment because of religion

	Male		Female		Unknown		Total	
	Freq.	Pct.	Freq.	Pct.	Freq.	Pct.	Freq.	Pct.
01 Not at all	21	11	20	16	0	0	41	13.2
02 Slightly	42	23	38	30	0	0	80	25.8
03 Somewhat	58	31	47	38	0	0	105	33.9
04 Very much	64	35	20	16	0	0	84	27.1
Valid responses =	185	60	125	40	0	0	310	97.5

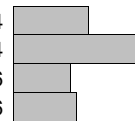
Invalid responses include no response or multiple responses.



33. To what extent has your alcohol use changed within the last 12 months

	Male		Female		Unknown		Total	
	Freq.	Pct.	Freq.	Pct.	Freq.	Pct.	Freq.	Pct.
01 Increased	48	26	25	20	0	0	73	23.4
02 About the same	72	39	51	41	0	0	123	39.4
03 Decreased	37	20	18	14	0	0	55	17.6
04 Did not use alcohol	30	16	31	25	0	0	61	19.6
Valid responses =	187	60	125	40	0	0	312	98.1

Invalid responses include no response or multiple responses.



34. To what extent has your illegal drug use changed within the last 12 months

	Male		Female		Unknown		Total	
	Freq.	Pct.	Freq.	Pct.	Freq.	Pct.	Freq.	Pct.
01 Increased	13	7	3	2	0	0	16	5.1
02 About the same	20	11	12	10	0	0	32	10.3
03 Decreased	28	15	10	8	0	0	38	12.2
04 Did not use drugs	127	68	99	80	0	0	226	72.4
Valid responses =	188	60	124	40	0	0	312	98.1

Invalid responses include no response or multiple responses.

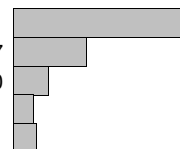


35a. How much do you think people risk harming themselves (physically or in other ways) if they...

a. Try marijuana once or twice

	Male		Female		Unknown		Total	
	Freq.	Pct.	Freq.	Pct.	Freq.	Pct.	Freq.	Pct.
01 No risk	115	62	49	40	0	0	164	53.1
02 Slight risk	35	19	35	28	0	0	70	22.7
03 Moderate risk	14	8	20	16	0	0	34	11.0
04 Great risk	10	5	9	7	0	0	19	6.1
05 Can't say	11	6	11	9	0	0	22	7.1
Valid responses =	185	60	124	40	0	0	309	97.2

Invalid responses include no response or multiple responses.

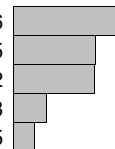


35b. How much do you think people risk harming themselves (physically or in other ways) if they...

b. Smoke marijuana occasionally

	Male		Female		Unknown		Total	
	Freq.	Pct.	Freq.	Pct.	Freq.	Pct.	Freq.	Pct.
01 No risk	70	37	31	25	0	0	101	32.6
02 Slight risk	51	27	28	23	0	0	79	25.5
03 Moderate risk	35	19	43	35	0	0	78	25.2
04 Great risk	20	11	12	10	0	0	32	10.3
05 Can't say	11	6	9	7	0	0	20	6.5
Valid responses =	187	60	123	40	0	0	310	97.5

Invalid responses include no response or multiple responses.

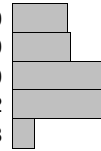


35c. How much do you think people risk harming themselves (physically or in other ways) if they...

c. Smoke marijuana regularly

	Male		Female		Unknown		Total	
	Freq.	Pct.	Freq.	Pct.	Freq.	Pct.	Freq.	Pct.
01 No risk	37	20	16	13	0	0	53	17.0
02 Slight risk	38	20	18	15	0	0	56	18.0
03 Moderate risk	54	29	33	27	0	0	87	28.0
04 Great risk	47	25	47	38	0	0	94	30.2
05 Can't say	11	6	10	8	0	0	21	6.8
Valid responses =	187	60	124	40	0	0	311	97.8

Invalid responses include no response or multiple responses.

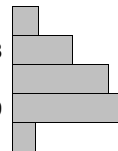


35d. How much do you think people risk harming themselves (physically or in other ways) if they...

d. Try cocaine once or twice

	Male		Female		Unknown		Total	
	Freq.	Pct.	Freq.	Pct.	Freq.	Pct.	Freq.	Pct.
01 No risk	18	10	7	6	0	0	25	8.1
02 Slight risk	34	18	24	20	0	0	58	18.8
03 Moderate risk	54	29	39	32	0	0	93	30.1
04 Great risk	68	37	43	35	0	0	111	35.9
05 Can't say	12	6	10	8	0	0	22	7.1
Valid responses =	186	60	123	40	0	0	309	97.2

Invalid responses include no response or multiple responses.

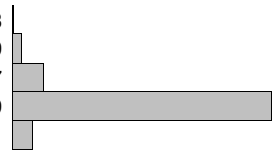


35e. How much do you think people risk harming themselves (physically or in other ways) if they...

e. Take cocaine regularly

	Male		Female		Unknown		Total	
	Freq.	Pct.	Freq.	Pct.	Freq.	Pct.	Freq.	Pct.
01 No risk	0	0	1	1	0	0	1	0.3
02 Slight risk	5	3	4	3	0	0	9	2.9
03 Moderate risk	19	10	11	9	0	0	30	9.7
04 Great risk	152	82	98	80	0	0	250	80.9
05 Can't say	10	5	9	7	0	0	19	6.1
Valid responses =	186	60	123	40	0	0	309	97.2

Invalid responses include no response or multiple responses.

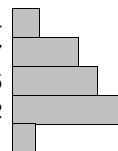


35f. How much do you think people risk harming themselves (physically or in other ways) if they...

f. Try LSD once or twice

	Male		Female		Unknown		Total	
	Freq.	Pct.	Freq.	Pct.	Freq.	Pct.	Freq.	Pct.
01 No risk	22	12	4	3	0	0	26	8.4
02 Slight risk	45	24	19	15	0	0	64	20.7
03 Moderate risk	40	22	42	34	0	0	82	26.5
04 Great risk	68	37	47	38	0	0	115	37.2
05 Can't say	11	6	11	9	0	0	22	7.1
Valid responses =	186	60	123	40	0	0	309	97.2

Invalid responses include no response or multiple responses.



35g. How much do you think people risk harming themselves (physically or in other ways) if they...

g. Take LSD regularly

	Male		Female		Unknown		Total	
	Freq.	Pct.	Freq.	Pct.	Freq.	Pct.	Freq.	Pct.
01 No risk	2	1	0	0	0	0	2	0.7
02 Slight risk	9	5	3	2	0	0	12	3.9
03 Moderate risk	38	21	12	10	0	0	50	16.3
04 Great risk	121	66	98	79	0	0	219	71.3
05 Can't say	13	7	11	9	0	0	24	7.8
Valid responses =	183	60	124	40	0	0	307	96.5

Invalid responses include no response or multiple responses.

35h. How much do you think people risk harming themselves (physically or in other ways) if they...

h. Try amphetamines once or twice

	Male		Female		Unknown		Total	
	Freq.	Pct.	Freq.	Pct.	Freq.	Pct.	Freq.	Pct.
01 No risk	12	7	1	1	0	0	13	4.3
02 Slight risk	38	21	27	22	0	0	65	21.4
03 Moderate risk	45	25	37	30	0	0	82	27.0
04 Great risk	71	39	43	35	0	0	114	37.5
05 Can't say	15	8	15	12	0	0	30	9.9
Valid responses =	181	60	123	40	0	0	304	95.6

Invalid responses include no response or multiple responses.

35i. How much do you think people risk harming themselves (physically or in other ways) if they...

i. Take amphetamines regularly

	Male		Female		Unknown		Total	
	Freq.	Pct.	Freq.	Pct.	Freq.	Pct.	Freq.	Pct.
01 No risk	1	1	1	1	0	0	2	0.7
02 Slight risk	6	3	2	2	0	0	8	2.6
03 Moderate risk	27	15	14	11	0	0	41	13.4
04 Great risk	134	72	91	75	0	0	225	73.3
05 Can't say	17	9	14	11	0	0	31	10.1
Valid responses =	185	60	122	40	0	0	307	96.5

Invalid responses include no response or multiple responses.

35j. How much do you think people risk harming themselves (physically or in other ways) if they...

j. Take one or two drinks of an alcoholic beverage (beer, wine, liquor) nearly every day

	Male		Female		Unknown		Total	
	Freq.	Pct.	Freq.	Pct.	Freq.	Pct.	Freq.	Pct.
01 No risk	53	29	13	11	0	0	66	21.6
02 Slight risk	69	37	45	37	0	0	114	37.3
03 Moderate risk	39	21	42	35	0	0	81	26.5
04 Great risk	18	10	13	11	0	0	31	10.1
05 Can't say	6	3	8	7	0	0	14	4.6
Valid responses =	185	60	121	40	0	0	306	96.2

Invalid responses include no response or multiple responses.

35k. How much do you think people risk harming themselves (physically or in other ways) if they...

k. Take four or five drinks nearly every day

	Male		Female		Unknown		Total		
	Freq.	Pct.	Freq.	Pct.	Freq.	Pct.	Freq.	Pct.	
01 No risk	4	2	2	2	0	0	6	1.9	
02 Slight risk	31	17	4	3	0	0	35	11.4	
03 Moderate risk	66	36	34	27	0	0	100	32.5	
04 Great risk	78	42	79	64	0	0	157	51.0	
05 Can't say	5	3	5	4	0	0	10	3.2	
Valid responses =	184	60	124	40	0	0	308	96.9	

Invalid responses include no response or multiple responses.

35l. How much do you think people risk harming themselves (physically or in other ways) if they...

l. Have five or more drinks in one sitting

	Male		Female		Unknown		Total		
	Freq.	Pct.	Freq.	Pct.	Freq.	Pct.	Freq.	Pct.	
01 No risk	10	5	1	1	0	0	11	3.6	
02 Slight risk	54	29	13	11	0	0	67	21.8	
03 Moderate risk	58	32	35	28	0	0	93	30.3	
04 Great risk	56	30	70	57	0	0	126	41.0	
05 Can't say	6	3	4	3	0	0	10	3.3	
Valid responses =	184	60	123	40	0	0	307	96.5	

Invalid responses include no response or multiple responses.

35m. How much do you think people risk harming themselves (physically or in other ways) if they...

m. Take steroids for body building or improved athletic performance

	Male		Female		Unknown		Total		
	Freq.	Pct.	Freq.	Pct.	Freq.	Pct.	Freq.	Pct.	
01 No risk	2	1	3	2	0	0	5	1.6	
02 Slight risk	31	17	11	9	0	0	42	13.6	
03 Moderate risk	62	34	32	26	0	0	94	30.4	
04 Great risk	76	41	63	51	0	0	139	45.0	
05 Can't say	14	8	15	12	0	0	29	9.4	
Valid responses =	185	60	124	40	0	0	309	97.2	

Invalid responses include no response or multiple responses.

35n. How much do you think people risk harming themselves (physically or in other ways) if they...

n. Consume alcohol prior to being sexually active

	Male		Female		Unknown		Total		
	Freq.	Pct.	Freq.	Pct.	Freq.	Pct.	Freq.	Pct.	
01 No risk	23	13	1	1	0	0	24	7.8	
02 Slight risk	62	34	27	22	0	0	89	29.1	
03 Moderate risk	55	30	46	37	0	0	101	33.0	
04 Great risk	32	17	34	28	0	0	66	21.6	
05 Can't say	11	6	15	12	0	0	26	8.5	
Valid responses =	183	60	123	40	0	0	306	96.2	

Invalid responses include no response or multiple responses.

35o. How much do you think people risk harming themselves (physically or in other ways) if they...

o. Regularly engage in unprotected sexual activity with a single partner

	Male		Female		Unknown		Total	
	Freq.	Pct.	Freq.	Pct.	Freq.	Pct.	Freq.	Pct.
01 No risk	15	8	8	6	0	0	23	7.5
02 Slight risk	71	39	25	20	0	0	96	31.4
03 Moderate risk	49	27	43	35	0	0	92	30.1
04 Great risk	42	23	43	35	0	0	85	27.8
05 Can't say	5	3	5	4	0	0	10	3.3
Valid responses =	182	59	124	41	0	0	306	96.2

Invalid responses include no response or multiple responses.

35p. How much do you think people risk harming themselves (physically or in other ways) if they...

p. Regularly engage in unprotected sexual activity with multiple partners

	Male		Female		Unknown		Total	
	Freq.	Pct.	Freq.	Pct.	Freq.	Pct.	Freq.	Pct.
01 No risk	2	1	0	0	0	0	2	0.6
02 Slight risk	8	4	2	2	0	0	10	3.2
03 Moderate risk	29	16	6	5	0	0	35	11.3
04 Great risk	141	76	110	89	0	0	251	81.2
05 Can't say	5	3	6	5	0	0	11	3.6
Valid responses =	185	60	124	40	0	0	309	97.2

Invalid responses include no response or multiple responses.

36a. Did you have sexual intercourse within the last year?

	Male		Female		Unknown		Total	
	Freq.	Pct.	Freq.	Pct.	Freq.	Pct.	Freq.	Pct.
01 Yes	100	53	80	65	0	0	180	57.9
02 No	87	47	44	35	0	0	131	42.1
Valid responses =	187	60	124	40	0	0	311	97.8

Invalid responses include no response or multiple responses.

36b. Did you drink alcohol the last time you had sexual intercourse?

	Male		Female		Unknown		Total	
	Freq.	Pct.	Freq.	Pct.	Freq.	Pct.	Freq.	Pct.
01 Yes	26	26	8	10	0	0	34	18.9
02 No	74	74	72	90	0	0	146	81.1
Valid responses =	100	56	80	44	0	0	180	56.6

Invalid responses include no response or multiple responses.

36c. Did you use other drugs the last time you had sexual intercourse?

	Male		Female		Unknown		Total	
	Freq.	Pct.	Freq.	Pct.	Freq.	Pct.	Freq.	Pct.
01 Yes	7	7	1	1	0	0	8	4.5
02 No	93	93	77	99	0	0	170	95.5
Valid responses =	100	56	78	44	0	0	178	56.0

Invalid responses include no response or multiple responses.

Michigan Technological University (Online) (2012 Other)

SIUC/Core Institute
374 East Grand Avenue
(618) 453-4420
Carbondale, IL 62901

Consortium Number =
Institution Number = 1445
Number of Surveys = 318

Cross-tabulation Report
Core Alcohol and Drug Survey - Long Form

Wednesday, April 25, 2012
Page 44 of 52

37a. During the past 30 days, to what extent have you engaged in any of the following behaviors?

a. Refused an offer of alcohol or other drugs

	Male		Female		Unknown		Total		
	Freq.	Pct.	Freq.	Pct.	Freq.	Pct.	Freq.	Pct.	
01 Never	67	36	29	23	0	0	96	31.1	
02 Once	31	17	21	17	0	0	52	16.8	
03 Twice	45	24	31	25	0	0	76	24.6	
04 3-5 times	33	18	30	24	0	0	63	20.4	
05 6-9 times	3	2	7	6	0	0	10	3.2	
06 10 or more times	6	3	6	5	0	0	12	3.9	
Valid responses =	185	60	124	40	0	0	309	97.2	

Invalid responses include no response or multiple responses.

37b. During the past 30 days, to what extent have you engaged in any of the following behaviors?

b. Bragged about your alcohol or other drug use

	Male		Female		Unknown		Total		
	Freq.	Pct.	Freq.	Pct.	Freq.	Pct.	Freq.	Pct.	
01 Never	136	74	112	91	0	0	248	80.5	
02 Once	15	8	7	6	0	0	22	7.1	
03 Twice	13	7	2	2	0	0	15	4.9	
04 3-5 times	20	11	1	1	0	0	21	6.8	
05 6-9 times	0	0	1	1	0	0	1	0.3	
06 10 or more times	1	1	0	0	0	0	1	0.3	
Valid responses =	185	60	123	40	0	0	308	96.9	

Invalid responses include no response or multiple responses.

37c. During the past 30 days, to what extent have you engaged in any of the following behaviors?

c. Heard someone else brag about his/her alcohol or other drug use

	Male		Female		Unknown		Total		
	Freq.	Pct.	Freq.	Pct.	Freq.	Pct.	Freq.	Pct.	
01 Never	47	25	31	25	0	0	78	25.2	
02 Once	16	9	10	8	0	0	26	8.4	
03 Twice	33	18	17	14	0	0	50	16.2	
04 3-5 times	58	31	40	32	0	0	98	31.7	
05 6-9 times	13	7	14	11	0	0	27	8.7	
06 10 or more times	18	10	12	10	0	0	30	9.7	
Valid responses =	185	60	124	40	0	0	309	97.2	

Invalid responses include no response or multiple responses.

37d. During the past 30 days, to what extent have you engaged in any of the following behaviors?

d. Carried a weapon such as a gun, knife, etc. (do not count hunting situations or weapons used as part of your job)

	Male		Female		Unknown		Total		
	Freq.	Pct.	Freq.	Pct.	Freq.	Pct.	Freq.	Pct.	
01 Never	147	80	116	94	0	0	263	85.4	
02 Once	2	1	3	2	0	0	5	1.6	
03 Twice	4	2	1	1	0	0	5	1.6	
04 3-5 times	9	5	2	2	0	0	11	3.6	
05 6-9 times	1	1	0	0	0	0	1	0.3	
06 10 or more times	21	11	2	2	0	0	23	7.5	
Valid responses =	184	60	124	40	0	0	308	96.9	

Invalid responses include no response or multiple responses.

37e. During the past 30 days, to what extent have you engaged in any of the following behaviors?

e. Experienced peer pressure to drink or use drugs

	Male		Female		Unknown		Total		
	Freq.	Pct.	Freq.	Pct.	Freq.	Pct.	Freq.	Pct.	
01 Never	109	59	78	63	0	0	187	60.5	
02 Once	20	11	11	9	0	0	31	10.0	
03 Twice	29	16	14	11	0	0	43	13.9	
04 3-5 times	16	9	16	13	0	0	32	10.4	
05 6-9 times	7	4	2	2	0	0	9	2.9	
06 10 or more times	4	2	3	2	0	0	7	2.3	
Valid responses =	185	60	124	40	0	0	309	97.2	

Invalid responses include no response or multiple responses.

37f. During the past 30 days, to what extent have you engaged in any of the following behaviors?

f. Held a drink to have people stop bothering you about why you weren't drinking

	Male		Female		Unknown		Total		
	Freq.	Pct.	Freq.	Pct.	Freq.	Pct.	Freq.	Pct.	
01 Never	159	86	109	88	0	0	268	86.7	
02 Once	17	9	9	7	0	0	26	8.4	
03 Twice	4	2	5	4	0	0	9	2.9	
04 3-5 times	4	2	1	1	0	0	5	1.6	
05 6-9 times	1	1	0	0	0	0	1	0.3	
06 10 or more times	0	0	0	0	0	0	0	0.0	
Valid responses =	185	60	124	40	0	0	309	97.2	

Invalid responses include no response or multiple responses.

37g. During the past 30 days, to what extent have you engaged in any of the following behaviors?

g. Thought a sexual partner was not attractive because he/she was drunk

	Male		Female		Unknown		Total		
	Freq.	Pct.	Freq.	Pct.	Freq.	Pct.	Freq.	Pct.	
01 Never	151	82	92	75	0	0	243	78.9	
02 Once	18	10	15	12	0	0	33	10.7	
03 Twice	7	4	6	5	0	0	13	4.2	
04 3-5 times	8	4	6	5	0	0	14	4.5	
05 6-9 times	1	1	1	1	0	0	2	0.6	
06 10 or more times	0	0	3	2	0	0	3	1.0	
Valid responses =	185	60	123	40	0	0	308	96.9	

Invalid responses include no response or multiple responses.

37h. During the past 30 days, to what extent have you engaged in any of the following behaviors?

h. Told a sexual partner that he/she was not attractive because he/she was drunk

	Male		Female		Unknown		Total		
	Freq.	Pct.	Freq.	Pct.	Freq.	Pct.	Freq.	Pct.	
01 Never	173	94	101	82	0	0	274	89.0	
02 Once	5	3	13	11	0	0	18	5.8	
03 Twice	4	2	2	2	0	0	6	1.9	
04 3-5 times	3	2	5	4	0	0	8	2.6	
05 6-9 times	0	0	0	0	0	0	0	0.0	
06 10 or more times	0	0	2	2	0	0	2	0.6	
Valid responses =	185	60	123	40	0	0	308	96.9	

Invalid responses include no response or multiple responses.

38a. To what extent do you agree with the following statements?

a. I feel valued as a person on this campus

	Male		Female		Unknown		Total		
	Freq.	Pct.	Freq.	Pct.	Freq.	Pct.	Freq.	Pct.	
01 Strongly agree	50	27	18	14	0	0	68	21.9	
02 Agree	70	38	65	52	0	0	135	43.5	
03 Neutral	42	23	33	26	0	0	75	24.2	
04 Disagree	10	5	4	3	0	0	14	4.5	
05 Strongly disagree	8	4	5	4	0	0	13	4.2	
06 Don't know	5	3	0	0	0	0	5	1.6	
Valid responses =	185	60	125	40	0	0	310	97.5	

Invalid responses include no response or multiple responses.

38b. To what extent do you agree with the following statements?

b. I feel that faculty and staff care about me as a student

	Male		Female		Unknown		Total		
	Freq.	Pct.	Freq.	Pct.	Freq.	Pct.	Freq.	Pct.	
01 Strongly agree	48	26	24	19	0	0	72	23.3	
02 Agree	77	42	72	58	0	0	149	48.2	
03 Neutral	38	21	15	12	0	0	53	17.2	
04 Disagree	12	7	7	6	0	0	19	6.1	
05 Strongly disagree	5	3	6	5	0	0	11	3.6	
06 Don't know	4	2	1	1	0	0	5	1.6	
Valid responses =	184	60	125	40	0	0	309	97.2	

Invalid responses include no response or multiple responses.

38c. To what extent do you agree with the following statements?

c. I have a responsibility to contribute to the well-being of other students

	Male		Female		Unknown		Total		
	Freq.	Pct.	Freq.	Pct.	Freq.	Pct.	Freq.	Pct.	
01 Strongly agree	45	24	24	19	0	0	69	22.3	
02 Agree	78	42	74	59	0	0	152	49.0	
03 Neutral	44	24	23	18	0	0	67	21.6	
04 Disagree	9	5	3	2	0	0	12	3.9	
05 Strongly disagree	8	4	1	1	0	0	9	2.9	
06 Don't know	1	1	0	0	0	0	1	0.3	
Valid responses =	185	60	125	40	0	0	310	97.5	

Invalid responses include no response or multiple responses.

38d. To what extent do you agree with the following statements?

d. My campus encourages me to help others in need

	Male		Female		Unknown		Total		
	Freq.	Pct.	Freq.	Pct.	Freq.	Pct.	Freq.	Pct.	
01 Strongly agree	32	17	20	16	0	0	52	16.8	
02 Agree	87	47	65	52	0	0	152	49.0	
03 Neutral	51	28	31	25	0	0	82	26.5	
04 Disagree	12	6	7	6	0	0	19	6.1	
05 Strongly disagree	2	1	1	1	0	0	3	1.0	
06 Don't know	1	1	1	1	0	0	2	0.6	
Valid responses =	185	60	125	40	0	0	310	97.5	

Invalid responses include no response or multiple responses.

38e. To what extent do you agree with the following statements?

e. I abide by the university policy and regulations that concern alcohol and other drug use

	Male		Female		Unknown		Total		
	Freq.	Pct.	Freq.	Pct.	Freq.	Pct.	Freq.	Pct.	
01 Strongly agree	54	29	42	34	0	0	96	31.1	
02 Agree	45	24	47	38	0	0	92	29.8	
03 Neutral	45	24	17	14	0	0	62	20.1	
04 Disagree	17	9	9	7	0	0	26	8.4	
05 Strongly disagree	15	8	6	5	0	0	21	6.8	
06 Don't know	9	5	3	2	0	0	12	3.9	
Valid responses =	185	60	124	40	0	0	309	97.2	

Invalid responses include no response or multiple responses.

39a. In which of the following ways does other students' drinking interfere with your life on or around campus?

a. Interrupts your studying

	Male		Female		Unknown		Total		
	Freq.	Pct.	Freq.	Pct.	Freq.	Pct.	Freq.	Pct.	
01 Yes	27	15	25	20	0	0	52	16.8	
02 No	158	85	100	80	0	0	258	83.2	
Valid responses =	185	60	125	40	0	0	310	97.5	

Invalid responses include no response or multiple responses.

39b. In which of the following ways does other students' drinking interfere with your life on or around campus?

b. Makes you feel unsafe

	Male		Female		Unknown		Total		
	Freq.	Pct.	Freq.	Pct.	Freq.	Pct.	Freq.	Pct.	
01 Yes	12	7	18	15	0	0	30	9.8	
02 No	172	93	105	85	0	0	277	90.2	
Valid responses =	184	60	123	40	0	0	307	96.5	

Invalid responses include no response or multiple responses.

39c. In which of the following ways does other students' drinking interfere with your life on or around campus?

c. Messes up your physical living space (cleanliness, neatness, organization, etc.)

	Male		Female		Unknown		Total		
	Freq.	Pct.	Freq.	Pct.	Freq.	Pct.	Freq.	Pct.	
01 Yes	42	23	24	19	0	0	66	21.3	
02 No	143	77	101	81	0	0	244	78.7	
Valid responses =	185	60	125	40	0	0	310	97.5	

Invalid responses include no response or multiple responses.

39d. In which of the following ways does other students' drinking interfere with your life on or around campus?

d. Adversely affects your involvement on an athletic team or in other organized groups

	Male		Female		Unknown		Total		
	Freq.	Pct.	Freq.	Pct.	Freq.	Pct.	Freq.	Pct.	
01 Yes	3	2	7	6	0	0	10	3.3	
02 No	180	98	117	94	0	0	297	96.7	
Valid responses =	183	60	124	40	0	0	307	96.5	

Invalid responses include no response or multiple responses.

39e. In which of the following ways does other students' drinking interfere with your life on or around campus?

e. Prevents you from enjoying events (concerts, sports, social activities, etc.)

	Male		Female		Unknown		Total		
	Freq.	Pct.	Freq.	Pct.	Freq.	Pct.	Freq.	Pct.	
01 Yes	14	8	14	11	0	0	28	9.2	
02 No	167	92	111	89	0	0	278	90.8	
Valid responses =	181	59	125	41	0	0	306	96.2	

Invalid responses include no response or multiple responses.

39f. In which of the following ways does other students' drinking interfere with your life on or around campus?

f. Interferes in other way(s)

	Male		Female		Unknown		Total		
	Freq.	Pct.	Freq.	Pct.	Freq.	Pct.	Freq.	Pct.	
01 Yes	29	16	32	26	0	0	61	19.9	
02 No	153	84	93	74	0	0	246	80.1	
Valid responses =	182	59	125	41	0	0	307	96.5	

Invalid responses include no response or multiple responses.

39g. In which of the following ways does other students' drinking interfere with your life on or around campus?

g. Doesn't interfere with my life

	Male		Female		Unknown		Total		
	Freq.	Pct.	Freq.	Pct.	Freq.	Pct.	Freq.	Pct.	
01 Yes	122	67	79	65	0	0	201	65.9	
02 No	61	33	43	35	0	0	104	34.1	
Valid responses =	183	60	122	40	0	0	305	95.9	

Invalid responses include no response or multiple responses.

Type. Web Survey?

	Male		Female		Unknown		Total		
	Freq.	Pct.	Freq.	Pct.	Freq.	Pct.	Freq.	Pct.	
01 Yes	192	100	126	100	0	0	318	100.0	
02 No	0	0	0	0	0	0	0	0.0	
Valid responses =	192	60	126	40	0	0	318	100.0	

Invalid responses include no response or multiple responses.

40. Extra Question 1

	Male		Female		Unknown		Total		
	Freq.	Pct.	Freq.	Pct.	Freq.	Pct.	Freq.	Pct.	
00 Response 0	142	76	96	78	0	0	238	76.5	
01 Response 1	46	24	27	22	0	0	73	23.5	
02 Response 2	0	0	0	0	0	0	0	0.0	
03 Response 3	0	0	0	0	0	0	0	0.0	
04 Response 4	0	0	0	0	0	0	0	0.0	
05 Response 5	0	0	0	0	0	0	0	0.0	
06 Response 6	0	0	0	0	0	0	0	0.0	
07 Response 7	0	0	0	0	0	0	0	0.0	
08 Response 8	0	0	0	0	0	0	0	0.0	
09 Response 9	0	0	0	0	0	0	0	0.0	
Valid responses =	188	60	123	40	0	0	311	97.8	

Invalid responses include no response or multiple responses.

Michigan Technological University (Online) (2012 Other)

SIUC/Core Institute
374 East Grand Avenue
(618) 453-4420
Carbondale, IL 62901

Consortium Number =
Institution Number = 1445
Number of Surveys = 318

Cross-tabulation Report
Core Alcohol and Drug Survey - Long Form

Wednesday, April 25, 2012
Page 49 of 52

40. Extra Question 2

	Male		Female		Unknown		Total		
	Freq.	Pct.	Freq.	Pct.	Freq.	Pct.	Freq.	Pct.	
00 Response 0	32	21	22	23	0	0	54	22.1	
01 Response 1	117	79	73	77	0	0	190	77.9	
02 Response 2	0	0	0	0	0	0	0	0.0	
03 Response 3	0	0	0	0	0	0	0	0.0	
04 Response 4	0	0	0	0	0	0	0	0.0	
05 Response 5	0	0	0	0	0	0	0	0.0	
06 Response 6	0	0	0	0	0	0	0	0.0	
07 Response 7	0	0	0	0	0	0	0	0.0	
08 Response 8	0	0	0	0	0	0	0	0.0	
09 Response 9	0	0	0	0	0	0	0	0.0	
Valid responses =	149	61	95	39	0	0	244	76.7	

Invalid responses include no response or multiple responses.

40. Extra Question 3

	Male		Female		Unknown		Total		
	Freq.	Pct.	Freq.	Pct.	Freq.	Pct.	Freq.	Pct.	
00 Response 0	79	91	43	84	0	0	122	88.4	
01 Response 1	1	1	3	6	0	0	4	2.9	
02 Response 2	3	3	4	8	0	0	7	5.1	
03 Response 3	4	5	1	2	0	0	5	3.6	
04 Response 4	0	0	0	0	0	0	0	0.0	
05 Response 5	0	0	0	0	0	0	0	0.0	
06 Response 6	0	0	0	0	0	0	0	0.0	
07 Response 7	0	0	0	0	0	0	0	0.0	
08 Response 8	0	0	0	0	0	0	0	0.0	
09 Response 9	0	0	0	0	0	0	0	0.0	
Valid responses =	87	63	51	37	0	0	138	43.4	

Invalid responses include no response or multiple responses.

40. Extra Question 4

	Male		Female		Unknown		Total		
	Freq.	Pct.	Freq.	Pct.	Freq.	Pct.	Freq.	Pct.	
00 Response 0	157	84	109	89	0	0	266	85.8	
01 Response 1	13	7	6	5	0	0	19	6.1	
02 Response 2	8	4	6	5	0	0	14	4.5	
03 Response 3	1	1	0	0	0	0	1	0.3	
04 Response 4	6	3	0	0	0	0	6	1.9	
05 Response 5	1	1	1	1	0	0	2	0.6	
06 Response 6	0	0	0	0	0	0	0	0.0	
07 Response 7	0	0	0	0	0	0	0	0.0	
08 Response 8	2	1	0	0	0	0	2	0.6	
09 Response 9	0	0	0	0	0	0	0	0.0	
Valid responses =	188	61	122	39	0	0	310	97.5	

Invalid responses include no response or multiple responses.

Michigan Technological University (Online) (2012 Other)

SIUC/Core Institute
374 East Grand Avenue
(618) 453-4420
Carbondale, IL 62901

Consortium Number =
Institution Number = 1445
Number of Surveys = 318

Cross-tabulation Report
Core Alcohol and Drug Survey - Long Form

Wednesday, April 25, 2012
Page 50 of 52

40. Extra Question 5

	Male		Female		Unknown		Total		
	Freq.	Pct.	Freq.	Pct.	Freq.	Pct.	Freq.	Pct.	
00 Response 0	47	25	26	22	0	0	73	23.9	
01 Response 1	50	27	38	32	0	0	88	28.9	
02 Response 2	48	26	26	22	0	0	74	24.3	
03 Response 3	23	12	13	11	0	0	36	11.8	
04 Response 4	8	4	6	5	0	0	14	4.6	
05 Response 5	4	2	8	7	0	0	12	3.9	
06 Response 6	4	2	1	1	0	0	5	1.6	
07 Response 7	0	0	0	0	0	0	0	0.0	
08 Response 8	2	1	1	1	0	0	3	1.0	
09 Response 9	0	0	0	0	0	0	0	0.0	
Valid responses =	186	61	119	39	0	0	305	95.9	

Invalid responses include no response or multiple responses.

40. Extra Question 6

	Male		Female		Unknown		Total		
	Freq.	Pct.	Freq.	Pct.	Freq.	Pct.	Freq.	Pct.	
00 Response 0	172	91	117	95	0	0	289	92.9	
01 Response 1	10	5	4	3	0	0	14	4.5	
02 Response 2	4	2	2	2	0	0	6	1.9	
03 Response 3	1	1	0	0	0	0	1	0.3	
04 Response 4	0	0	0	0	0	0	0	0.0	
05 Response 5	0	0	0	0	0	0	0	0.0	
06 Response 6	1	1	0	0	0	0	1	0.3	
07 Response 7	0	0	0	0	0	0	0	0.0	
08 Response 8	0	0	0	0	0	0	0	0.0	
09 Response 9	0	0	0	0	0	0	0	0.0	
Valid responses =	188	60	123	40	0	0	311	97.8	

Invalid responses include no response or multiple responses.

40. Extra Question 7

	Male		Female		Unknown		Total		
	Freq.	Pct.	Freq.	Pct.	Freq.	Pct.	Freq.	Pct.	
00 Response 0	23	12	1	1	0	0	24	7.8	
01 Response 1	163	88	121	99	0	0	284	92.2	
02 Response 2	0	0	0	0	0	0	0	0.0	
03 Response 3	0	0	0	0	0	0	0	0.0	
04 Response 4	0	0	0	0	0	0	0	0.0	
05 Response 5	0	0	0	0	0	0	0	0.0	
06 Response 6	0	0	0	0	0	0	0	0.0	
07 Response 7	0	0	0	0	0	0	0	0.0	
08 Response 8	0	0	0	0	0	0	0	0.0	
09 Response 9	0	0	0	0	0	0	0	0.0	
Valid responses =	186	60	122	40	0	0	308	96.9	

Invalid responses include no response or multiple responses.

Michigan Technological University (Online) (2012 Other)

SIUC/Core Institute
374 East Grand Avenue
(618) 453-4420
Carbondale, IL 62901

Consortium Number =
Institution Number = 1445
Number of Surveys = 318

Cross-tabulation Report
Core Alcohol and Drug Survey - Long Form

Wednesday, April 25, 2012
Page 51 of 52

40. Extra Question 8

	Male		Female		Unknown		Total		
	Freq.	Pct.	Freq.	Pct.	Freq.	Pct.	Freq.	Pct.	
00 Response 0	2	1	17	14	0	0	19	6.2	
01 Response 1	182	99	106	86	0	0	288	93.8	
02 Response 2	0	0	0	0	0	0	0	0.0	
03 Response 3	0	0	0	0	0	0	0	0.0	
04 Response 4	0	0	0	0	0	0	0	0.0	
05 Response 5	0	0	0	0	0	0	0	0.0	
06 Response 6	0	0	0	0	0	0	0	0.0	
07 Response 7	0	0	0	0	0	0	0	0.0	
08 Response 8	0	0	0	0	0	0	0	0.0	
09 Response 9	0	0	0	0	0	0	0	0.0	
Valid responses =	184	60	123	40	0	0	307	96.5	

Invalid responses include no response or multiple responses.

40. Extra Question 9

	Male		Female		Unknown		Total		
	Freq.	Pct.	Freq.	Pct.	Freq.	Pct.	Freq.	Pct.	
00 Response 0	11	6	7	6	0	0	18	5.9	
01 Response 1	173	94	114	94	0	0	287	94.1	
02 Response 2	0	0	0	0	0	0	0	0.0	
03 Response 3	0	0	0	0	0	0	0	0.0	
04 Response 4	0	0	0	0	0	0	0	0.0	
05 Response 5	0	0	0	0	0	0	0	0.0	
06 Response 6	0	0	0	0	0	0	0	0.0	
07 Response 7	0	0	0	0	0	0	0	0.0	
08 Response 8	0	0	0	0	0	0	0	0.0	
09 Response 9	0	0	0	0	0	0	0	0.0	
Valid responses =	184	60	121	40	0	0	305	95.9	

Invalid responses include no response or multiple responses.

40. Extra Question 10

	Male		Female		Unknown		Total		
	Freq.	Pct.	Freq.	Pct.	Freq.	Pct.	Freq.	Pct.	
00 Response 0	28	15	27	22	0	0	55	18.0	
01 Response 1	156	85	95	78	0	0	251	82.0	
02 Response 2	0	0	0	0	0	0	0	0.0	
03 Response 3	0	0	0	0	0	0	0	0.0	
04 Response 4	0	0	0	0	0	0	0	0.0	
05 Response 5	0	0	0	0	0	0	0	0.0	
06 Response 6	0	0	0	0	0	0	0	0.0	
07 Response 7	0	0	0	0	0	0	0	0.0	
08 Response 8	0	0	0	0	0	0	0	0.0	
09 Response 9	0	0	0	0	0	0	0	0.0	
Valid responses =	184	60	122	40	0	0	306	96.2	

Invalid responses include no response or multiple responses.

Michigan Technological University (Online) (2012 Other)

SIUC/Core Institute
374 East Grand Avenue
(618) 453-4420
Carbondale, IL 62901

Consortium Number =
Institution Number = 1445
Number of Surveys = 318

Cross-tabulation Report
Core Alcohol and Drug Survey - Long Form

Wednesday, April 25, 2012
Page 52 of 52

40. Extra Question 11

	Male		Female		Unknown		Total		
	Freq.	Pct.	Freq.	Pct.	Freq.	Pct.	Freq.	Pct.	
00 Response 0	84	45	43	35	0	0	127	41.1	
01 Response 1	102	55	80	65	0	0	182	58.9	
02 Response 2	0	0	0	0	0	0	0	0.0	
03 Response 3	0	0	0	0	0	0	0	0.0	
04 Response 4	0	0	0	0	0	0	0	0.0	
05 Response 5	0	0	0	0	0	0	0	0.0	
06 Response 6	0	0	0	0	0	0	0	0.0	
07 Response 7	0	0	0	0	0	0	0	0.0	
08 Response 8	0	0	0	0	0	0	0	0.0	
09 Response 9	0	0	0	0	0	0	0	0.0	
Valid responses =	186	60	123	40	0	0	309	97.2	

Invalid responses include no response or multiple responses.

40. Extra Question 12

	Male		Female		Unknown		Total		
	Freq.	Pct.	Freq.	Pct.	Freq.	Pct.	Freq.	Pct.	
00 Response 0	109	59	90	73	0	0	199	64.6	
01 Response 1	76	41	33	27	0	0	109	35.4	
02 Response 2	0	0	0	0	0	0	0	0.0	
03 Response 3	0	0	0	0	0	0	0	0.0	
04 Response 4	0	0	0	0	0	0	0	0.0	
05 Response 5	0	0	0	0	0	0	0	0.0	
06 Response 6	0	0	0	0	0	0	0	0.0	
07 Response 7	0	0	0	0	0	0	0	0.0	
08 Response 8	0	0	0	0	0	0	0	0.0	
09 Response 9	0	0	0	0	0	0	0	0.0	
Valid responses =	185	60	123	40	0	0	308	96.9	

Invalid responses include no response or multiple responses.