

Sponsored Program Summary

Unaudited FY17 Activities

October, 2017

David Reed

Vice President for Research



**Michigan
Technological**
University

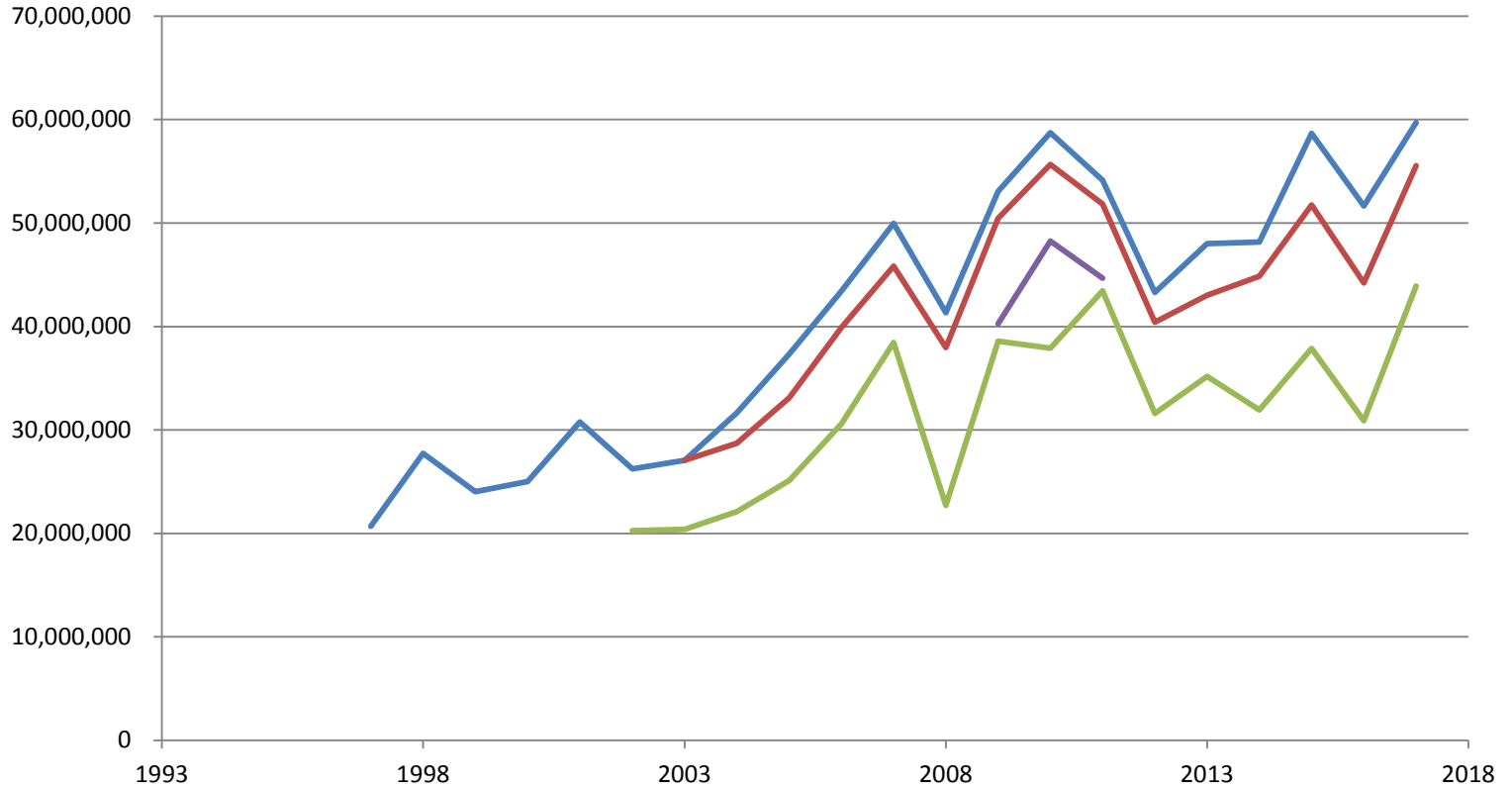
Outline

- Sponsored Awards, Unaudited FY17
- Research Expenditures, Unaudited FY17
- Intellectual Property/Commercialization, Unaudited FY17
- Corporate Sponsorship, Unaudited FY17



**Michigan
Technological**
University

Sponsored Awards, Unaudited FY17



Series1 Series2 Series3 Series4



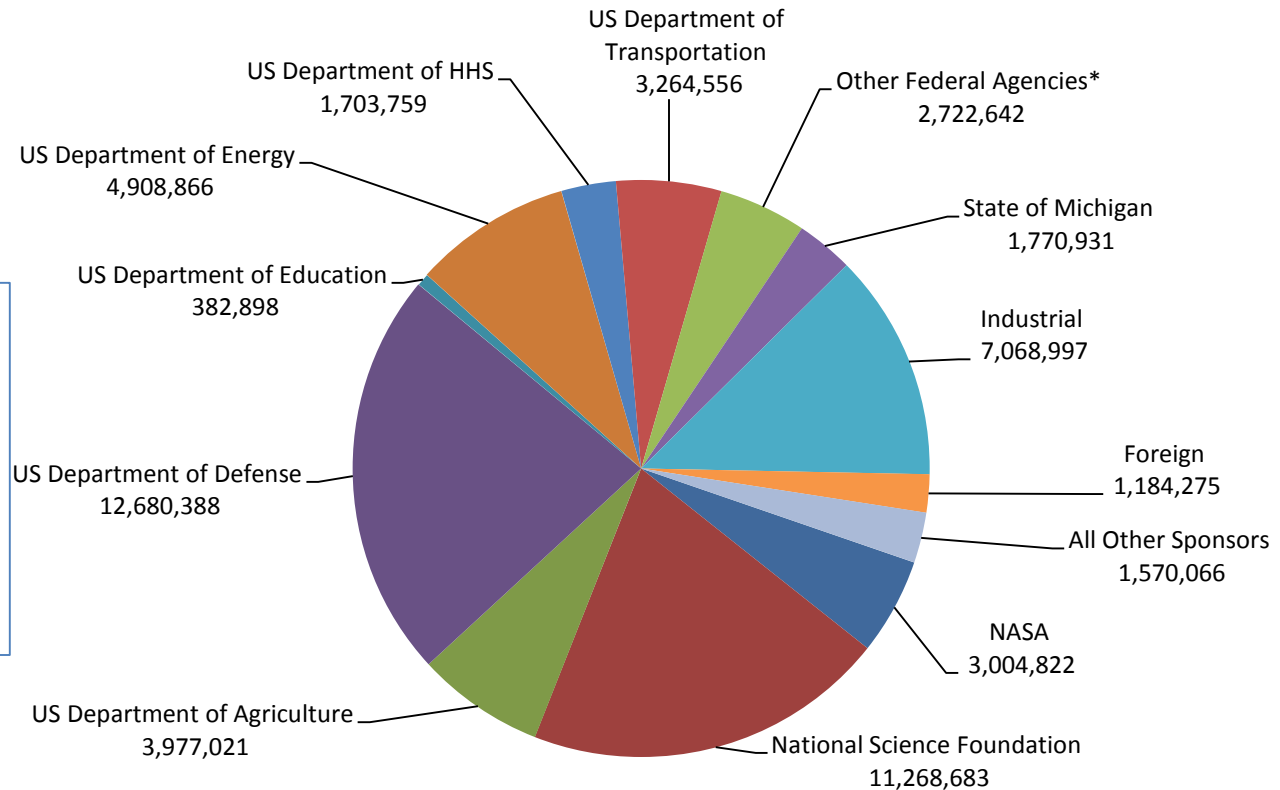
**Michigan
Technological
University**

Sponsored Awards, Unaudited FY17

Sponsored Awards
Fiscal Year 2017
4th Quarter
Ended June 30, 2017
TOTAL: \$59,714,383

Pre-Proposals
Submitted

FYTD 2016: 63
FYTD 2017: 56



**Michigan
Technological
University**

Sponsored Awards, Unaudited FY17

	Proposals Submitted		Awards Received		Awards Received (\$)		Variance	Variance
	FY '17	FY '16	FY '17	FY '16	FY '17	FY '16		
Sponsor	as of 6/30	as of 6/30	as of 6/30	as of 6/30	as of 6/30	as of 6/30	\$	%
NASA	58	71	35	29	3,004,822	1,422,217	1,582,605	111.3%
National Science Foundation	168	186	60	65	11,268,683	7,363,202	3,905,481	53.0%
US Department of Agriculture	69	48	43	43	3,977,021	2,078,969	1,898,052	91.3%
US Department of Defense	90	72	100	69	12,680,388	9,886,023	2,794,365	28.3%
US Department of Education	2	3	3	2	382,898	208,945	173,953	83.3%
US Department of Energy	30	40	17	20	4,908,866	2,289,109	2,619,757	114.4%
US Department of HHS	47	45	10	15	1,703,759	3,203,615	-1,499,856	-46.8%
US Department of Transportation	15	23	22	20	3,264,556	1,834,601	1,429,955	77.9%
Other Federal Agencies*	52	55	35	29	2,722,642	2,501,175	131,467	5.1%
Federal Agency Total	531	543	325	292	43,913,635	30,877,856	13,035,779	42.2%
State of Michigan	31	41	20	28	1,770,931	3,808,672	-2,037,741	-53.5%
Industrial	200	181	190	188	7,068,997	7,128,823	-59,826	-0.8%
Foreign	17	19	17	16	1,184,275	857,054	327,221	38.2%
All Other Sponsors	93	72	40	31	1,570,066	1,523,010	47,056	3.1%
Subtotal	872	856	592	555	55,507,904	44,195,415	11,312,489	25.6%
Gifts**	N/A	N/A	305	334	4,179,577	7,439,801	-3,260,224	-43.8%
Crowd Funding	N/A	N/A	17	27	26,002	26,602	300	1.1%
Grand Total	872	856	914	916	59,714,383	51,661,818	\$8,052,565	15.6%

* US Dept of the Interior, US Dept of Commerce, National Archives & Records Admin, National Endowments for the Arts & Humanities, National Security Agency, National Transportation Safety Board, US Environmental Protection Agency, US Dept of State

**Gifts represent non-contractual funding from corporations, foundations, associations and societies in support of academic programs, scholarships/fellowships, student design & enterprise, research, youth programs and special programs.



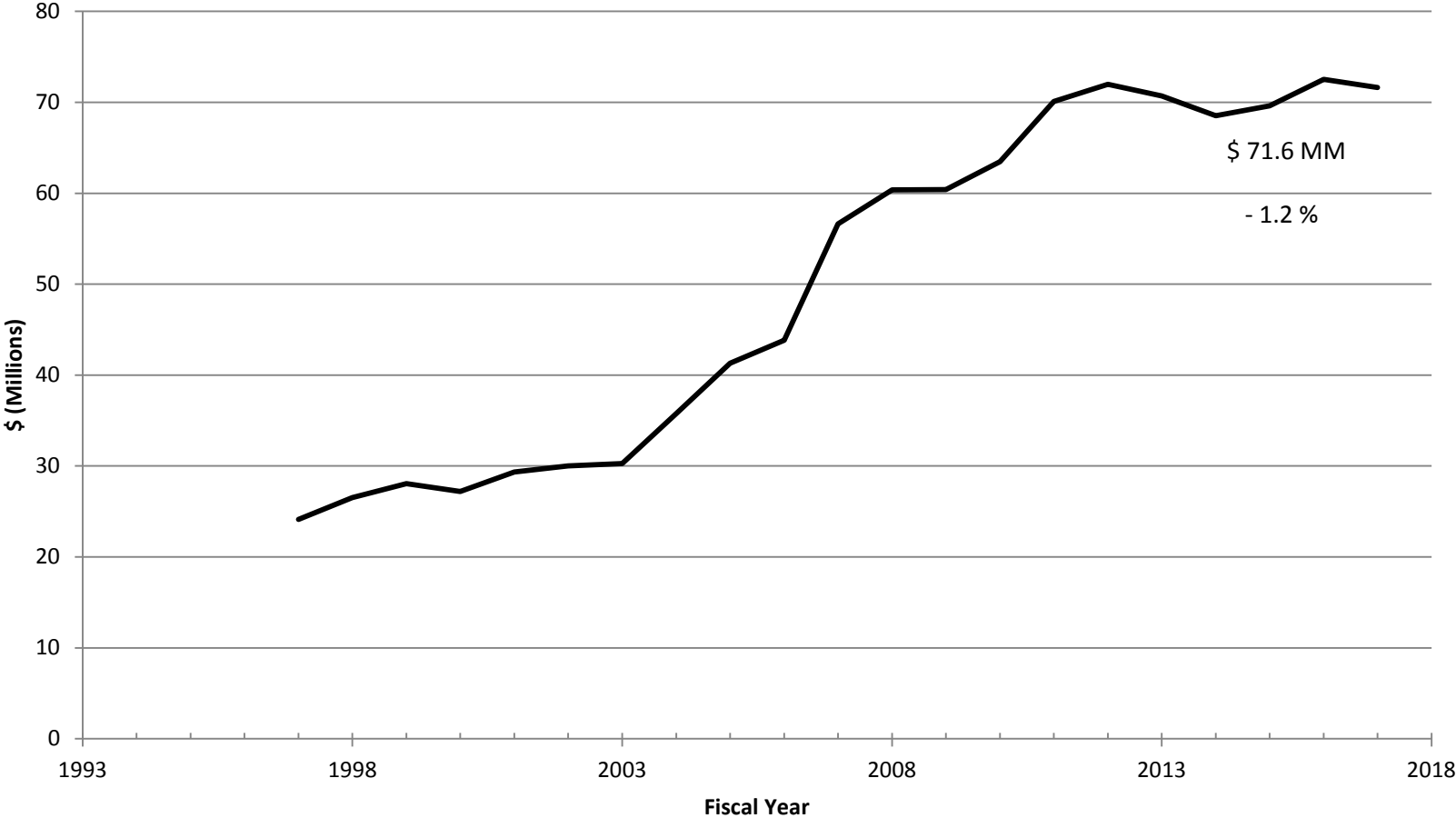
**Michigan
Technological
University**

Research Expenditures, Unaudited FY17

College/School/Division	Preliminary FY2017	FY2016	Variance	%
Administration*	5,090,250	2,652,771	2,437,479	91.9%
College of Engineering	25,217,506	28,885,027	(3,667,521)	-12.7%
College of Science & Arts	16,643,420	16,825,212	(181,792)	-1.1%
Great Lakes Research Center**	232,583	N/A	232,583	N/A
Pavlis Honors College	298,791	284,189	14,602	5.1%
Keweenaw Research Center (KRC)	7,928,461	7,076,343	852,118	12.0%
Michigan Tech Research Institute (MTRI)	8,412,594	8,912,958	(500,364)	-5.6%
School of Business & Economics	1,353,978	1,630,253	(276,275)	-16.9%
School of Forest Resources & Environmental Science	5,894,354	5,508,378	385,976	7.0%
School of Technology	557,241	760,637	(203,396)	-26.7%
Total	71,629,178	72,535,768	(906,590)	-1.2%
*Includes the Vice Presidents, Provost, and others who report to a VP, Provost or the President. Except for the research institutes that report to the VPR.				
**Includes GLRC department (non-academic researchers) expenditures only. All other GLRC center expenditures are shown in the researchers' respective colleges.				



Research Expenditures, Unaudited FY17



**Michigan
Technological
University**

Sponsored Awards and Research Expenditures, FY13-17

FY	Awards	Expenditures
2013	48,003,542	70,689,000
2014	48,162,964	68,525,000
2015	58,680,019	69,607,000
2016	51,661,818	72,536,000
2017	59,714,383	71,629,000



Intellectual Property, Unaudited FY17

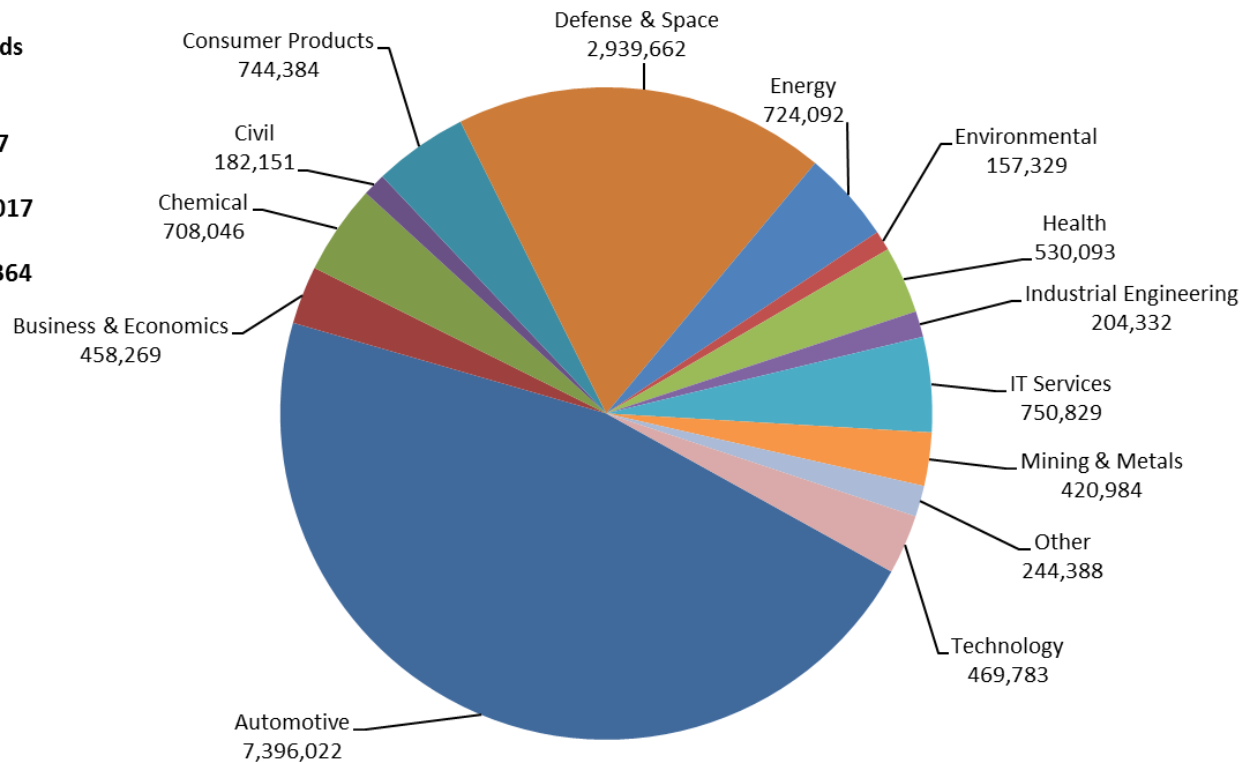
	2017	2016	+/- %
Disclosures Received ²	38	32	19 %
Nondisclosure Agreements	105	111	- 5 %
Patents Filed or Issued ²	17	17	0 %
License Agreements	18	20	- 10 %
Gross Royalties ²	326,169	301,120	8 %



Corporate Sponsorship, Unaudited FY17

Sponsored Awards
-Industry-
COMBINED
Fiscal Year 2017
4th Quarter
Ended June 30, 2017

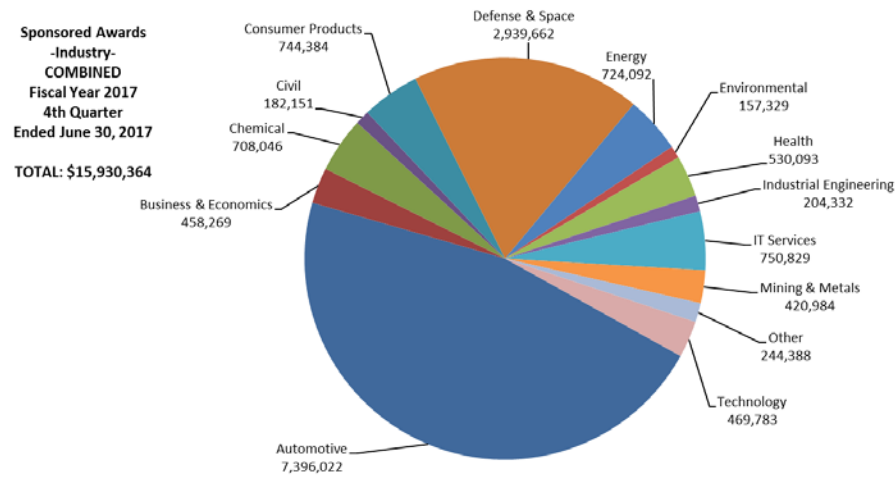
TOTAL: \$15,930,364



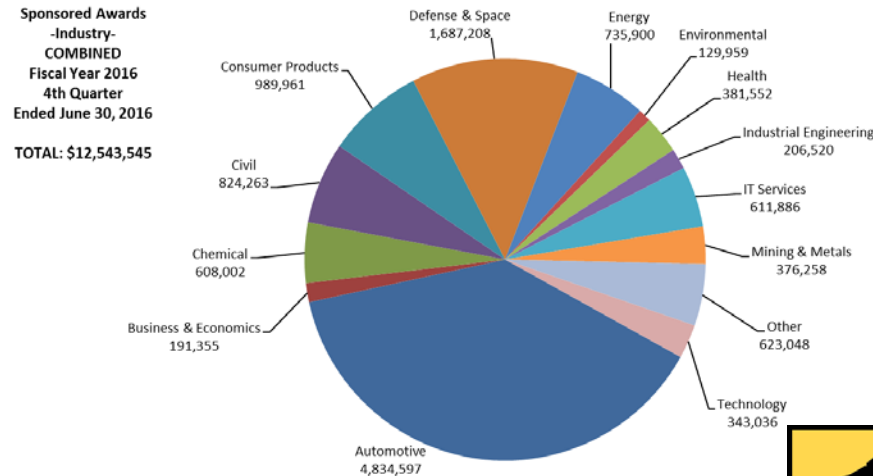
**Michigan
Technological
University**

Corporate Sponsorship FY16 and FY17

- FY17



- FY16





**Michigan
Technological**
University