

University Senate Report
Board of Control Meeting
February 19, 2015

Craig Waddell, President
University Senate

January 28, 2015 University Finances Forum.

Cosponsored by the Senate, Staff Council, GSG, & USG.

Audio of and Vice President Dave Reed's slides for the forum are available on the Senate's website at <http://www.mtu.edu/senate/resources/forums/>

U.S. Census Bureau: U.S. population projections for 18- to 24-year-olds: 2015-2060.

National Center for Education Statistics: College enrollment rates for 18- to 24-year-olds: 1980-2012.

U.S. Department of Education: Actual and projected enrollments: 1996-2021.

Michigan and Upper Midwest projections?

Possible implications for Michigan Tech.

Table 3. Projections of the Population by Sex and Selected Age Groups for the United States: 2015 to 2060

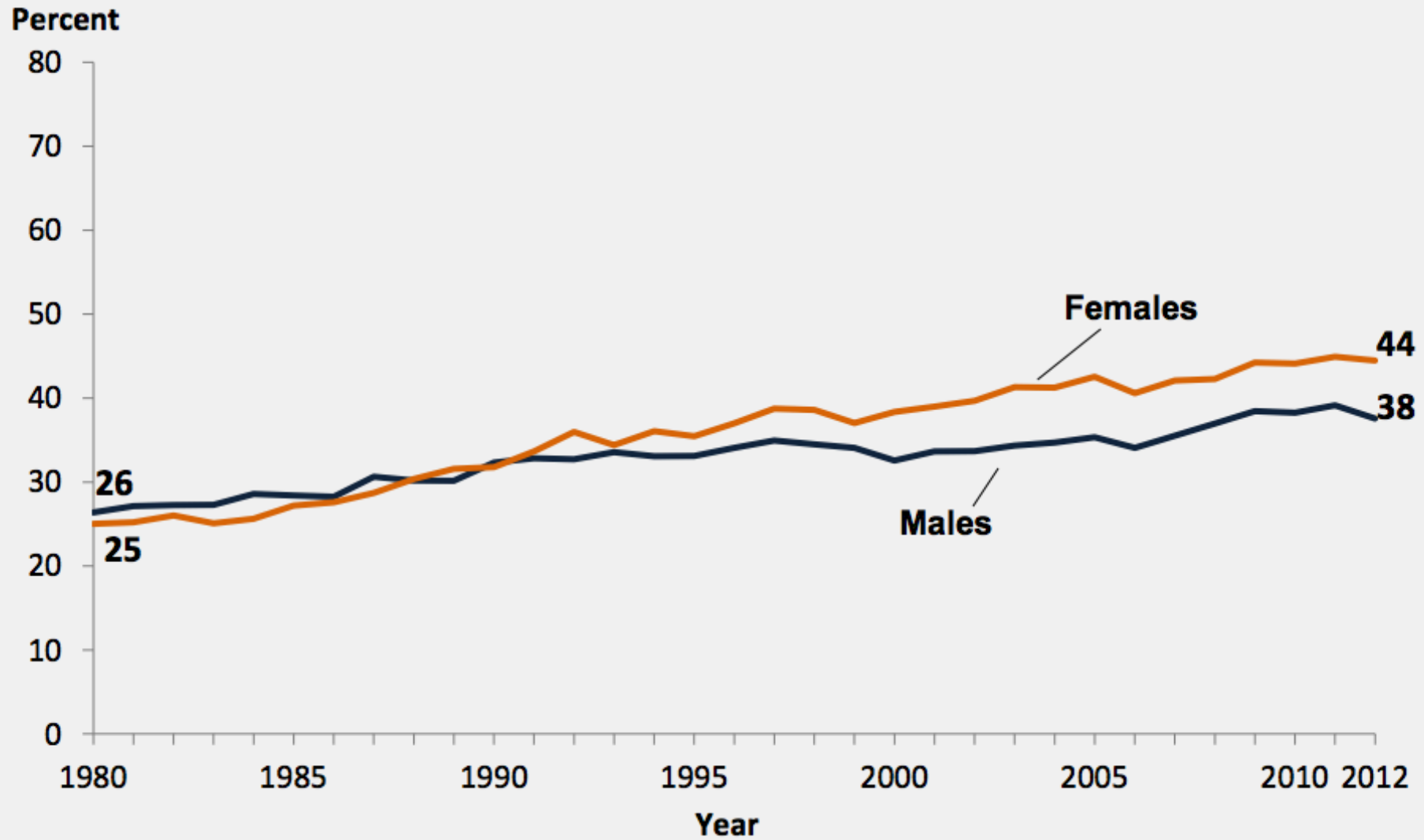
Sex and age	(Resident population as of July 1. Numbers in thousands)									
	2015	2020	2025	2030	2035	2040	2045	2050	2055	2060
BOTH SEXES	321,369	334,503	347,335	359,402	370,338	380,219	389,394	398,328	407,412	416,795
Under 18 years	73,635	74,128	75,015	76,273	77,446	78,185	78,910	79,888	81,087	82,309
Under 5 years	19,965	20,568	21,010	21,178	21,268	21,471	21,775	22,147	22,499	22,778
5 to 13 years	36,874	36,824	37,316	38,322	38,848	39,087	39,389	39,887	40,527	41,193
14 to 17 years	16,796	16,737	16,689	16,773	17,330	17,627	17,746	17,854	18,061	18,338
18 to 64 years	199,903	203,934	206,400	209,022	213,659	219,690	225,772	230,444	233,856	236,322
18 to 24 years	31,214	30,555	30,736	30,794	30,890	31,815	32,440	32,717	32,937	33,300
25 to 44 years	84,657	89,518	93,429	95,795	96,981	96,854	98,034	99,653	101,228	103,010
45 to 64 years	84,032	83,861	82,235	82,434	85,788	91,021	95,298	98,074	99,691	100,013
65 years and over	47,830	56,441	65,920	74,107	79,233	82,344	84,712	87,996	92,470	98,164
85 years and over	6,304	6,727	7,482	9,132	11,909	14,634	17,259	18,972	19,454	19,724
100 years and over	72	89	119	138	154	193	267	387	493	604
16 years and over	256,107	268,750	280,749	291,500	301,559	310,879	319,400	327,402	335,383	343,677
18 years and over	247,734	260,375	272,319	283,129	292,892	302,034	310,484	318,440	326,325	334,486
15 to 44 years	128,489	132,625	136,726	139,154	140,869	141,910	143,813	145,784	147,728	150,076
MALE	158,345	165,036	171,489	177,528	183,030	188,093	192,919	197,727	202,671	207,764
Under 18 years	37,627	37,873	38,330	38,983	39,583	39,961	40,332	40,833	41,447	42,072
Under 5 years	10,211	10,520	10,747	10,833	10,879	10,983	11,138	11,329	11,509	11,652
5 to 13 years	18,827	18,806	19,067	19,582	19,851	19,973	20,128	20,383	20,711	21,052
14 to 17 years	8,589	8,547	8,516	8,568	8,853	9,005	9,066	9,121	9,227	9,369
18 to 64 years	99,588	101,943	103,531	105,201	107,834	111,181	114,511	117,092	118,944	120,248
18 to 24 years	16,018	15,641	15,718	15,747	15,807	16,283	16,603	16,747	16,860	17,045
25 to 44 years	42,559	45,313	47,500	48,846	49,498	49,421	50,036	50,889	51,716	52,636
45 to 64 years	41,011	40,990	40,313	40,608	42,529	45,478	47,872	49,456	50,368	50,567
65 years and over	21,130	25,220	29,628	33,345	35,614	36,952	38,076	39,802	42,281	45,443
85 years and over	2,181	2,432	2,802	3,502	4,633	5,695	6,745	7,442	7,679	7,845
100 years and over	14	20	29	35	41	52	73	106	137	170
16 years and over	125,002	131,438	137,460	142,822	147,876	152,651	157,142	161,473	165,852	170,388
18 years and over	120,718	127,163	133,159	138,546	143,448	148,132	152,587	156,894	161,224	165,692
15 to 44 years	65,033	67,362	69,625	71,011	71,945	72,468	73,453	74,488	75,504	76,715
FEMALE	163,024	169,467	175,846	181,874	187,308	192,126	196,476	200,601	204,741	209,031
Under 18 years	36,008	36,255	36,686	37,290	37,864	38,224	38,578	39,056	39,640	40,236
Under 5 years	9,755	10,047	10,264	10,346	10,389	10,488	10,637	10,818	10,990	11,127
5 to 13 years	18,047	18,018	18,249	18,740	18,997	19,114	19,261	19,504	19,816	20,141
14 to 17 years	8,207	8,190	8,173	8,205	8,477	8,622	8,680	8,733	8,834	8,969
18 to 64 years	100,315	101,991	102,869	103,821	105,825	108,510	111,261	113,352	114,912	116,074
18 to 24 years	15,196	14,915	15,018	15,047	15,083	15,533	15,836	15,971	16,078	16,255
25 to 44 years	42,098	44,205	45,929	46,949	47,483	47,433	47,999	48,764	49,512	50,373
45 to 64 years	43,021	42,872	41,922	41,825	43,259	45,543	47,426	48,617	49,322	49,446
65 years and over	26,700	31,221	36,292	40,762	43,619	45,393	46,636	48,193	50,189	52,720
85 years and over	4,124	4,295	4,680	5,629	7,275	8,939	10,514	11,529	11,775	11,879
100 years and over	58	69	91	103	114	141	194	280	356	434
16 years and over	131,105	137,312	143,289	148,678	153,683	158,228	162,258	165,929	169,531	173,289
18 years and over	127,016	133,212	139,160	144,584	149,444	153,902	157,898	161,546	165,101	168,794
15 to 44 years	63,457	65,262	67,101	68,142	68,924	69,443	70,359	71,296	72,224	73,361

Suggested Citation:

Table 3. Projections of the Population by Sex and Selected Age Groups for the United States: 2015 to 2060 (NP2014-T3)

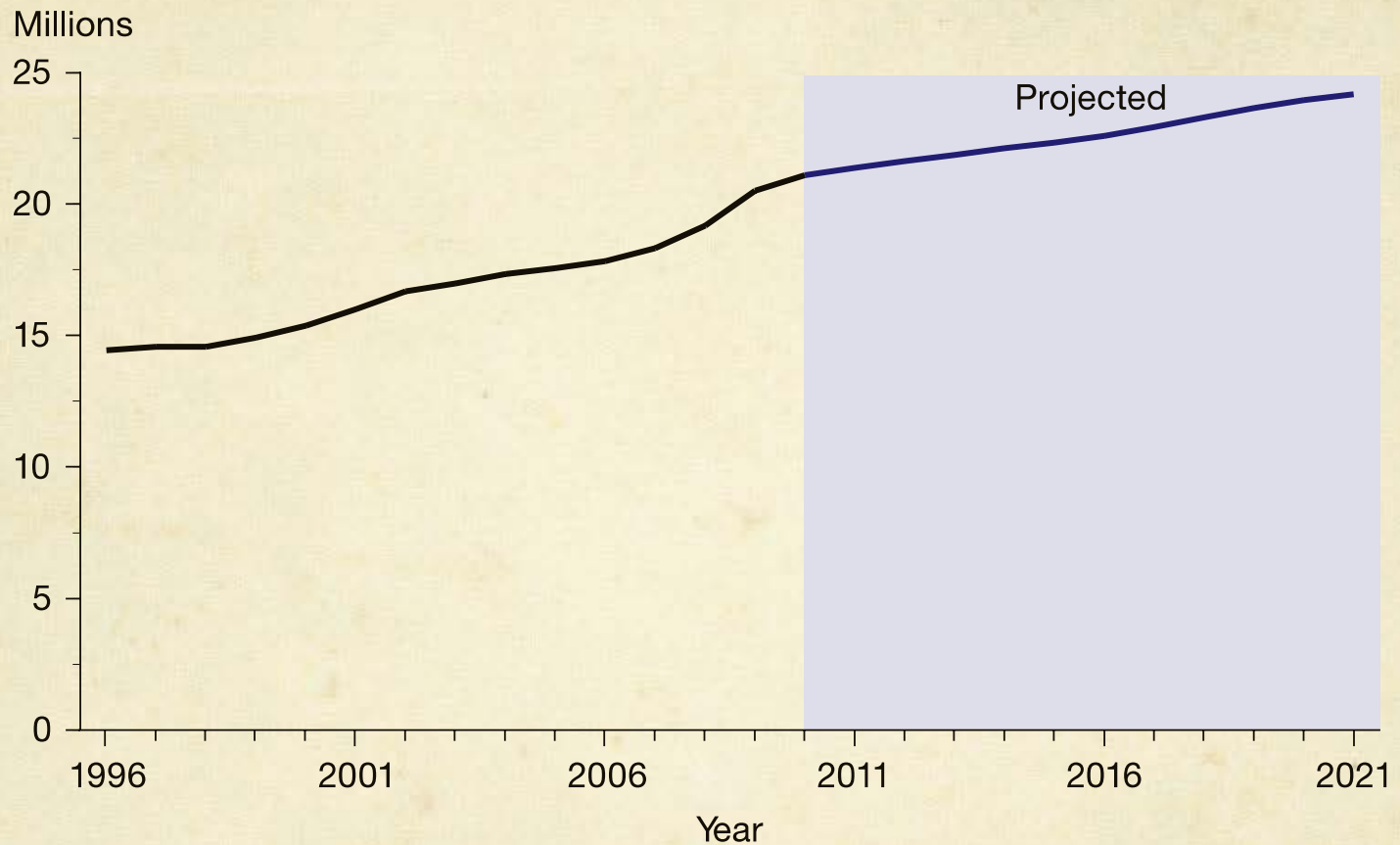
Source: U.S. Census Bureau, Population Division

College enrollment rates of 18- to 24-year-olds increased from 26% to 41% over the past 3 decades.




SOURCE: Federal Interagency Forum on Child and Family Statistics. *America's Young Adults: Special Issue, 2014*, from U.S. Department of Commerce, Census Bureau, Current Population Survey, October 1980 through October 2012.

Figure 16. Actual and projected numbers for total enrollment in all postsecondary degree-granting institutions: Fall 1996 through fall 2021



Spring 2001 through Spring 2011, Enrollment component; and Enrollment in Degree-Granting Institutions Model, 1980–2010. (This figure was prepared February 2012.)



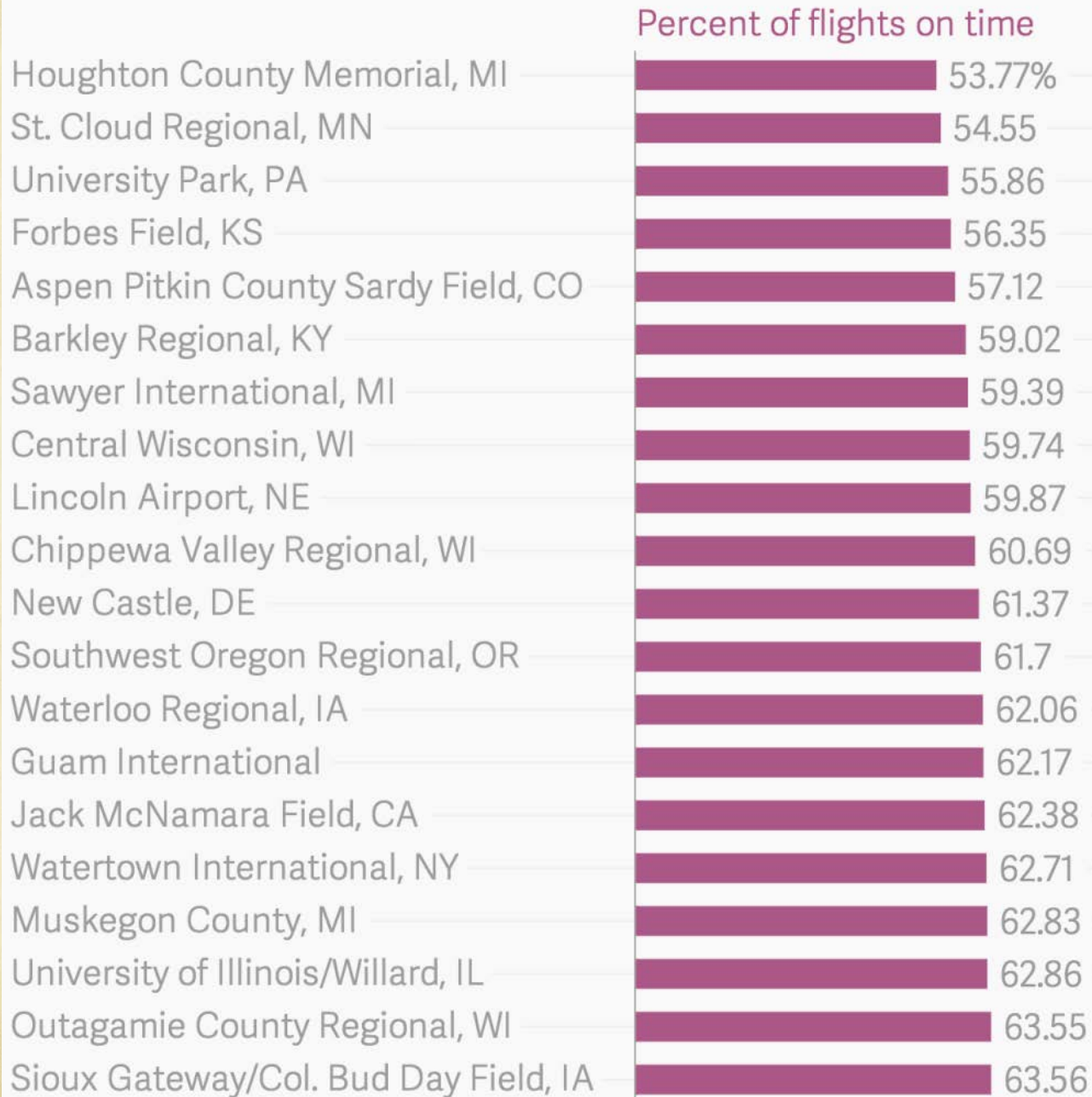
Senate constituent survey on improving travel to and from
Houghton County Memorial Airport.

“The best way to get a good idea is to get a lot of ideas.”
— Two-time Nobel Laureate Linus Pauling

December 23, 2014 *Daily Mining Gazette* article

<http://goo.gl/n8uu1N> based on Quartz report on data from
the U.S. Department of Transportation <http://goo.gl/tV055i>

Flights arriving late at US airports



Follow-Up:

1. Initial summary of comments.
2. Forum.
3. Committee (?)

Senate participation in Benefits Liaison Group
(BLG) meeting, February 12, 2015.